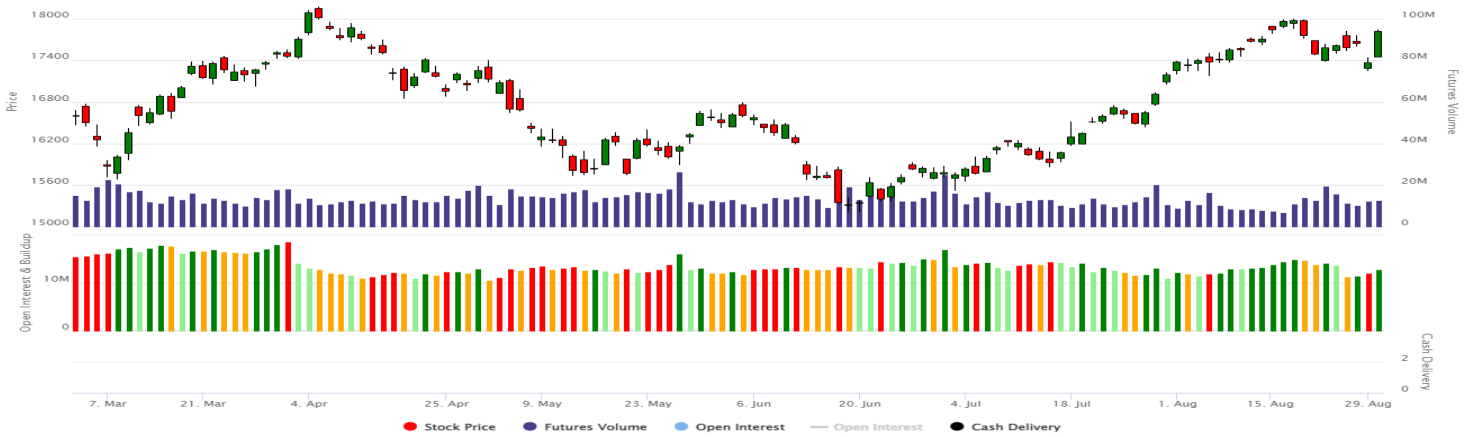


NIFTY VS OI



Comments

The Nifty futures open interest has increased substantially by 6.189%. The INDIA VIX decreased from 19.82 to 18.70. The Nifty September future closed with a premium of 68 points against a premium of 58 points in the last trading session. The October series closed at a premium of 117 points.

View

Indian bourses witnessed a positive move in today's session as Nifty closed above 17750 amidst gapup opening. Buying is seen across all indices today. Highest buying was seen in Nifty Realty and Nifty Finservice.

FII's were net buyers today, they bought to the tune of Rs. 4165.86 Cr whereas DII's sold net Rs. 656.72 Cr worth of Indian shares. With the rise in open interest and rise in Nifty, there are indications of long buildup.

As per the F&O data, long unwinding has substantially increased in, out of the money calls, whereas long buildup is seen in, in the money puts which indicates a positive market. 18000 and 17700 have high short built-up whereas 17700 and 17500 has high long built-up. Max pain of nifty is at 17650. Nifty pcr is at 1.37 whereas bank nifty pcr is at 1.43.

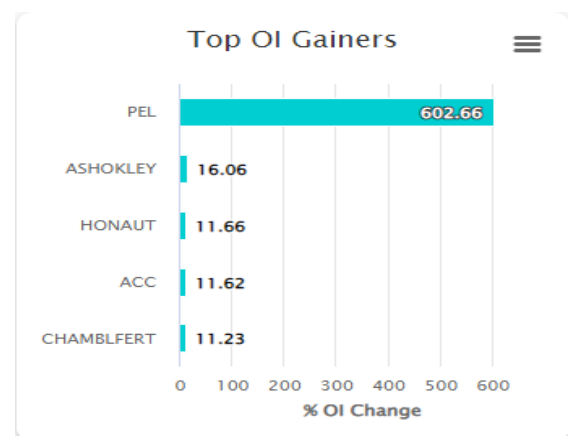
Highest OI: 18000 CE followed by 17700 CE (Major Resistance)

Highest OI: 17300 PE followed by 17000 PE (Major Support)

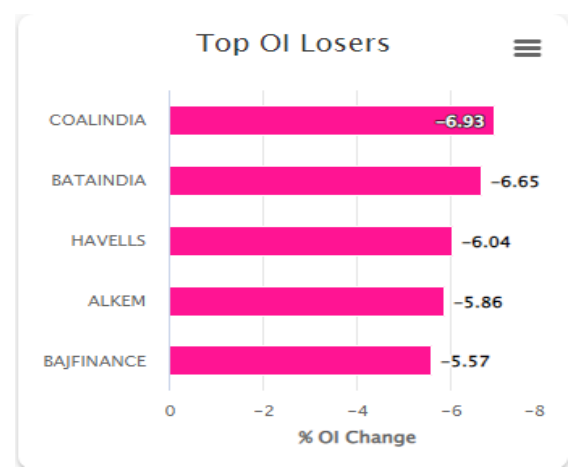
Top Long Build up: Bajajfinsv, Oberoirly, IndusIndbk, Ashokley and Banknaroda.

Top Short build up: PEL and Syngene.

OI Gainers



OI Losers



FII STATISTICS FOR 30/08/2022

Instrument	BUY	SELL	NET	OPEN INT	OPEN INT VALUE (in cr)	Change
INDEX FUTURES	4965.35	3182.92	1782.43	99232	9216.28	-3.14%
INDEX OPTIONS	825839.99	817508.39	8331.6	1539287	140621.45	8.18%
STOCK FUTURES	12514.75	11217.12	1297.63	2065661	145859.87	0.52%
STOCK OPTIONS	8069.22	8017.17	52.05	83724	5935.77	14.11%
Total	851389.31	839925.60	11463.71	3787904.00	301633.37	3.67%

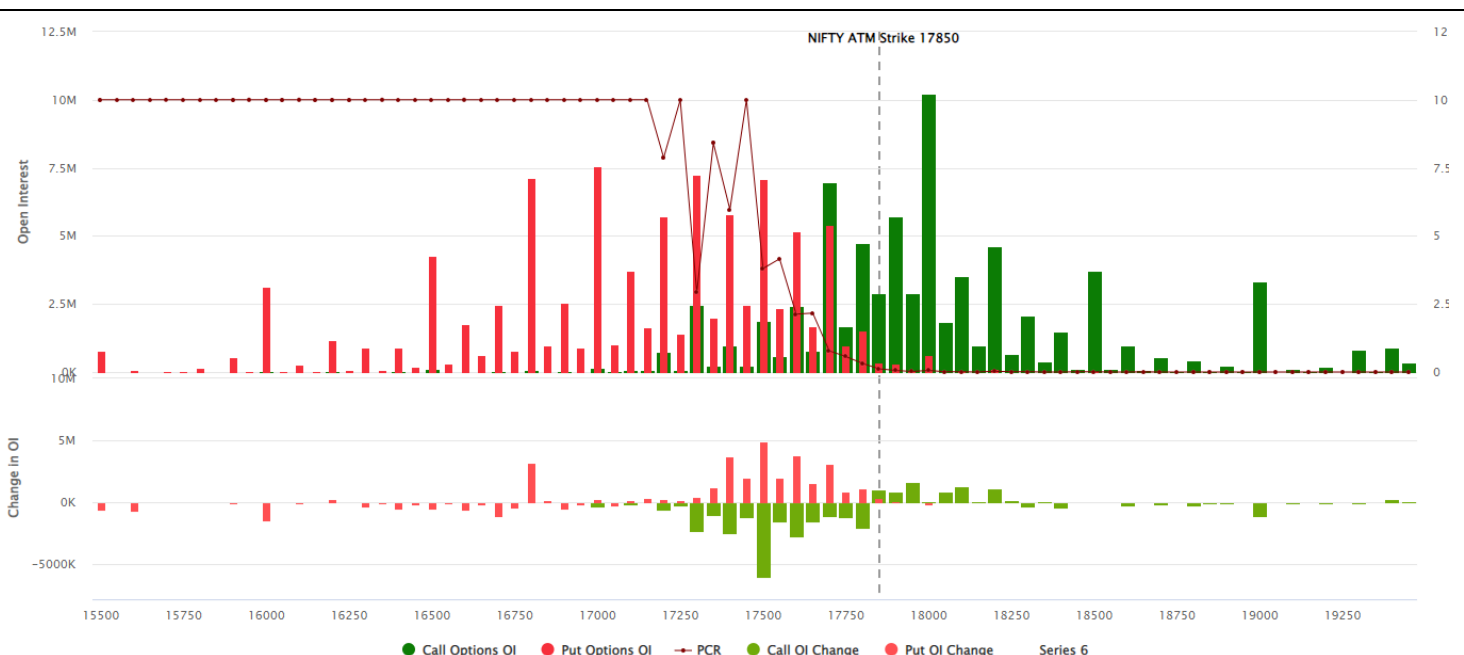
F&O STOCKS BAN LIST

TOP 10 FUTURES CONTRACT TRADED FOR 30/08/2022

Symbol	Exp Date	Traded Value (Rs.)	No of Contracts
RELIANCE	29-09-2022	3769.27	57534
PEL	29-09-2022	1203.01	40539
HDFCBANK	29-09-2022	1793.10	22127
INFY	29-09-2022	948.45	21235
ADANIEMT	29-09-2022	2707.86	16795
TCS	29-09-2022	783.89	16335
BAJFINANCE	29-09-2022	1438.79	15886
KOTAKBANK	29-09-2022	1124.02	14777
SBIN	29-09-2022	1143.81	14384
ICICIBANK	29-09-2022	1682.36	13899

TURNOVER ON 30/08/2022

Product	No. of contracts	Turnover (cr.)*	Change %
Index Futures	4,59,995	42,619.20	16.23%
Stock Futures	8,65,930	62,016.38	15.27%
Index Options	15,70,34,046	1,43,71,707.84	58.67%
Stock Options	28,14,311	2,18,214.93	16.05%
Total	16,11,74,282	1,46,94,558.35	57.39%



Technical Research Head

Mr. Vishal Wagh.

Disclosure:

Disclosure: M/s. Bonanza Portfolio Ltd here by declares that views expressed in this report accurately reflect view point with subject to companies/securities. M/s. Bonanza Portfolio Ltd has taken reasonable care to achieve and maintain independence and objectivity in making any recommendations. The Analysts engaged in preparation of this Report or his/her relative: - (a) do not have any financial interests in the subject company mentioned in this Report; (b) do not own 1% or more of the equity securities of the subject company mentioned in the report as of the last day of the month preceding the publication of the research report; (c) do not have any material conflict of interest at the time of publication of the Report. The Analysts engaged in preparation of this Report:- (a) have not received any compensation from the subject company in the past twelve months; (b) have not managed or co-managed public offering of securities for the subject company in the past twelve months; (c) have not received any compensation for investment banking or merchant banking or brokerage services from the subject company in the past twelve months; (d) have not received any compensation for products or services other than investment banking or merchant banking or brokerage services from the subject company in the past twelve months; (e) has not received any compensation or other benefits from the subject company or third party in connection with the Report; (f) has not served as an officer, director or employee of the subject company; (g) is not engaged in market making activity for the subject company.

M/s. Bonanza Portfolio Ltd is a registered Research Analyst under the regulation of SEBI, the year 2014. The Regn No. INH100001666 and research analyst engaged in preparing reports is qualified as per the regulation's provision.

Disclaimer: This research report has been published by M/s. Bonanza portfolio Ltd and is meant solely for use by the recipient and is not for circulation. This document is for information purposes only and information / opinions / views are not meant to serve as a professional investment guide for the readers. Reasonable care has been taken to ensure that information given at the time believed to be fair and correct and opinions based thereupon are reasonable, due to the nature of research it cannot be warranted or represented that it is accurate or complete and it should not be relied upon as such. If this report is inadvertently send or has reached to any individual, same may be ignored and brought to the attention of the sender. Preparation of this research report does not constitute a personal recommendation or take into account the particular investment objectives, financial situations, or needs of individual clients. Past performance is not a guide for future performance. This Report has been prepared on the basis of publicly available information, internally developed data and other sources believed by Bonanza portfolio Ltd to be reliable. This report should not be taken as the only base for any market transaction; however this data is representation of one of the support document among other market risk criterion. The market participant can have an idea of risk involved to use this information as the only source for any market related activity. The distribution of this report in definite jurisdictions may be restricted by law, and persons in whose custody this report comes, should observe, any such restrictions. The revelation of interest statements integrated in this analysis are provided exclusively to improve & enhance the transparency and should not be treated as endorsement of the views expressed in the

analysis. The price and value of the investments referred to in this report and the income from them may go down as well as up. Bonanza portfolio Ltd or its directors, employees, affiliates or representatives do not assume any responsibility for, or warrant the accuracy, completeness, adequacy and reliability of such information / opinions / views. While due care has been taken to ensure that the disclosures and opinions given are fair and reasonable, none of the directors, employees, affiliates or representatives of M/s. Bonanza portfolio Ltd shall be liable. Research report may differ between M/s. Bonanza portfolio Ltd RAs and other companies on account of differences in, personal judgment and difference in time horizons for which recommendations are made. Research entity has not been engaged in market making activity for the subject company. Research analyst has not served as an officer, director or employee of the subject company. Research analyst have not received any compensation/benefits from the Subject Company or third party in connection with the research report.

M/s. Bonanza Portfolio Ltd at Bonanza House, Plot No. M-2, Cama Industrial Estate. Walbhat Road, Goregaon (E), Mumbai – 400063 Web site: <https://www.bonanzaonline.com>

Research Analyst Regn No. INH100001666

SEBI Regn. No.: INZ000212137

BSE /NSE/MCX : | CASH | DERIVATIVE | CURRENCY DERIVATIVE | COMMODITY SEGMENT |

| CDSL: | 120 33500 | NSDL: | IN 301477 || PMS: INP 000000985 | AMFI: ARN -0186