

## NIFTY VS OI



## Comments

The Nifty futures open interest has increased substantially by 6.02%. The INDIA VIX increased from 18.45 to 19.25. The Nifty August future closed with a premium of 5 points against a premium of 19 points in the last trading session. The September series closed at a premium of 73 points.

## View

Indian bourses witnessed a sideways move in today's session as Nifty closed above 17350 amidst weekly expiry. Selling is seen across all Indices today except Nifty Auto, Nifty Pharma, Nifty FMCG, Nifty Metal and Nifty IT. Highest Buying was seen in Nifty Pharma whereas highest selling was seen in Nifty PSU Bank.

FII's were net buyers today, they bought to the tune of Rs. 1474.77 Cr whereas DII's sold net Rs. 46.79 Cr worth of Indian shares. With the rise in open interest and fall in Nifty, there are indications of short buildup.

As per the F&O data, short buildup has substantially increased in, in the money calls, whereas long buildup is seen in, in the money puts which indicates a sideways market. 17600 and 17500 have high short built-up whereas 17300 and 17200 has high long built-up. Max pain of nifty is at 17350. Nifty pcr is at 1.03 whereas bank nifty pcr is at 0.84.

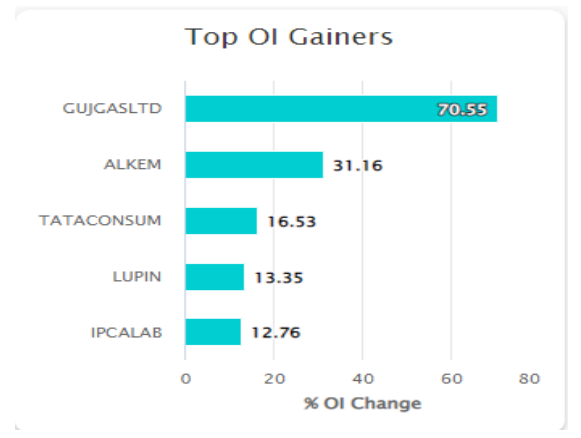
Highest OI : 18000 CE followed by 17500 CE ( Major Resistance)

Highest OI : 17300 PE followed by 17000 PE (Major Support)

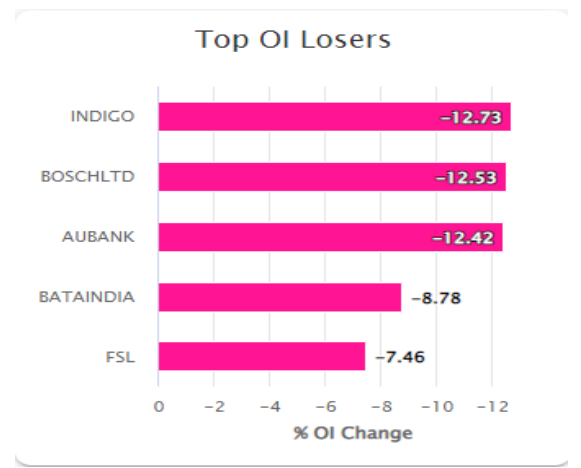
Top Long Build up: Zyduslife, Lupin, Ipcalabs, Indiamart, and Astral.

Top Short build up: Gujgasltd, Balrampurchini, Canfinhome, Balkrisind and Lichsgfin.

## OI Gainers



## OI Losers



## FII STATISTICS FOR 04/08/2022

Instrument	BUY	SELL	NET	OPEN INT	OPEN INT VALUE (in cr)	Change
INDEX FUTURES	3421.67	4251.52	-829.85	137414	12306.52	1.09%
INDEX OPTIONS	2495243.95	2494114.63	1129.32	845288	74847.75	-36.43%
STOCK FUTURES	12647.40	11945.70	701.7	2147950	145976.03	0.76%
STOCK OPTIONS	9113.12	8949.30	163.82	105401	7283.08	9.62%
<b>Total</b>	<b>2520426.14</b>	<b>2519261.15</b>	<b>1164.99</b>	<b>3236053.00</b>	<b>240413.38</b>	<b>-12.38%</b>

## F&O STOCKS BAN LIST

ESCORTS

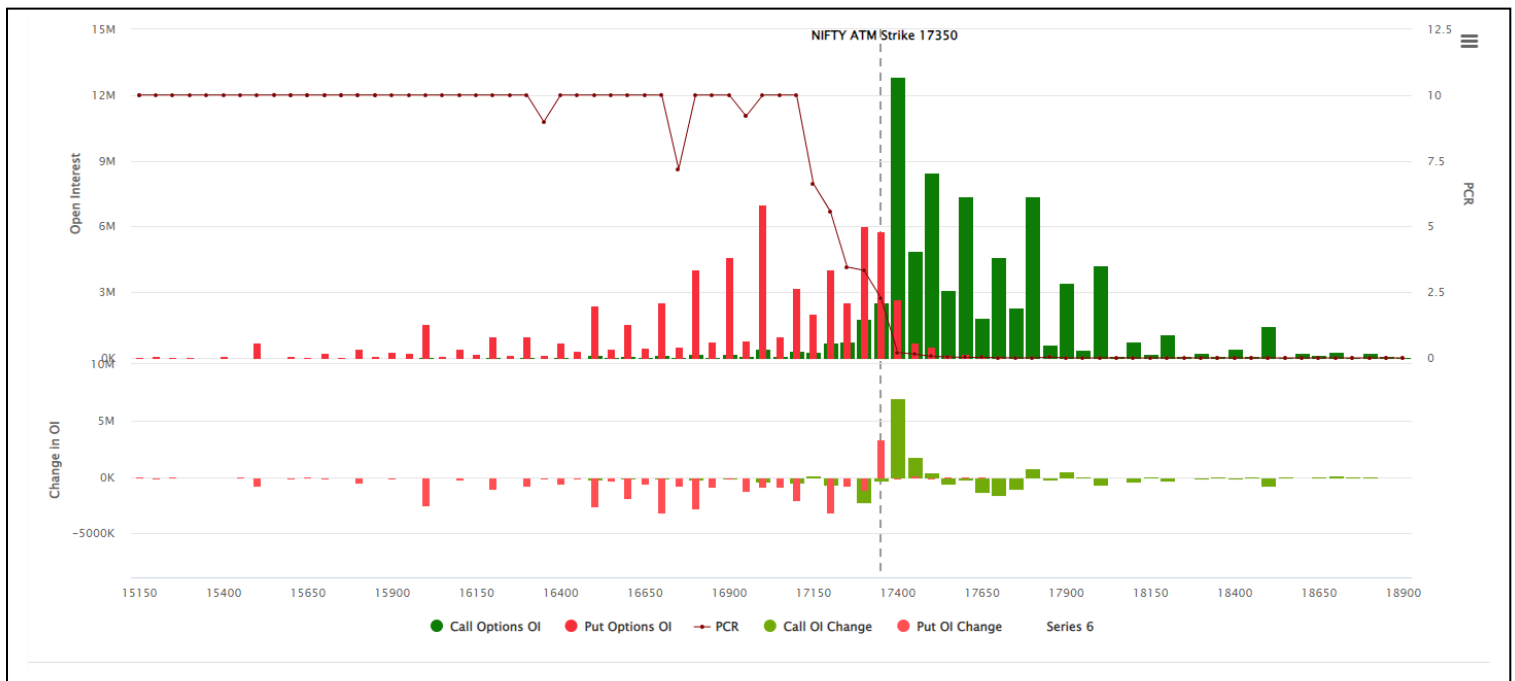
## TOP 10 FUTURES CONTRACT TRADED FOR 04/08/2022

Symbol	Exp Date	Traded Value (Rs.)	No of Contracts
RELIANCE	25-08-2022	2292.74	35676
INFY	25-08-2022	1565.41	32688
LUPIN	25-08-2022	1513.84	27890
SBIN	25-08-2022	1989.53	24835
HDFCBANK	25-08-2022	1796.44	22721
TATAMOTORS	25-08-2022	1365.63	20506
TCS	25-08-2022	1032.24	20481
HINDALCO	25-08-2022	817.90	17992
TATASTEEL	25-08-2022	776.51	16887
WIPRO	25-08-2022	724.89	16624

## TURNOVER ON 04/08/2022

Product	No. of contracts	Turnover (cr.)*	Change %
Index Futures	5,60,204	50,373.01	53.40%
Stock Futures	9,73,264	65,090.79	12.27%
Index Options	33,88,99,646	3,08,86,863.30	150.59%
Stock Options	33,49,453	2,31,830.17	7.60%
<b>Total</b>	<b>34,37,82,567</b>	<b>3,12,34,157.27</b>	<b>147.26%</b>

## NIFTY PUT CALL O.I ANALYSIS



**Technical Research Head**

**Mr. Vishal Wagh.**

**Disclosure:**

M/s. Bonanza Portfolio Ltd here by declares that views expressed in this report accurately reflect view point with subject to companies/securities. M/s. Bonanza Portfolio Ltd has taken reasonable care to achieve and maintain independence and objectivity in making any recommendations. The Analysts engaged in preparation of this Report or his/her relative: - (a) do not have any financial interests in the subject company mentioned in this Report; (b) do not own 1% or more of the equity securities of the subject company mentioned in the report as of the last day of the month preceding the publication of the research report; (c) do not have any material conflict of interest at the time of publication of the Report. The Analysts engaged in preparation of this Report:- (a) have not received any compensation from the subject company in the past twelve months; (b) have not managed or co-managed public offering of securities for the subject company in the past twelve months; (c) have not received any compensation for investment banking or merchant banking or brokerage services from the subject company in the past twelve months; (d) have not received any compensation for products or services other than investment banking or merchant banking or brokerage services from the subject company in the past twelve months; (e) has not received any compensation or other benefits from the subject company or third party in connection with the Report; (f) has not served as an officer, director or employee of the subject company; (g) is not engaged in market making activity for the subject company.

M/s. Bonanza Portfolio Ltd operates under the regulation of SEBI Regn No. INH100001666 and research analyst engaged in preparation of report.

**Disclaimer:**

This research report has been published by M/s. Bonanza portfolio Ltd and is meant solely for use by the recipient and is not for circulation. This document is for information purposes only and information / opinions / views are not meant to serve as a professional investment guide for the readers. Reasonable care has been taken to ensure that information given at the time believed to be fair and correct and opinions based thereupon are reasonable, due to the nature of research it cannot be warranted or represented that it is accurate or complete and it should not be relied upon as such. If this report is inadvertently send or has reached to any individual, same may be ignored and brought to the attention of the sender. Preparation of this research report does not constitute a personal recommendation or take into account the particular investment objectives, financial situations, or needs of individual clients. Past performance is not a guide for future performance. This Report has been prepared on the basis of publicly available information, internally developed data and other sources believed by Bonanza portfolio Ltd to be reliable. This report should not be taken as the only base for any market

transaction; however this data is representation of one of the support document among other market risk criterion. The market participant can have an idea of risk involved to use this information as the only source for any market related activity. The distribution of this report in definite jurisdictions may be restricted by law, and persons in whose custody this report comes, should observe, any such restrictions. The revelation of interest statements integrated in this analysis are provided exclusively to improve & enhance the transparency and should not be treated as endorsement of the views expressed in the analysis. The price and value of the investments referred to in this report and the income from them may go down as well as up. Bonanza portfolio Ltd or its directors, employees, affiliates or representatives do not assume any responsibility for, or warrant the accuracy, completeness, adequacy and reliability of such information / opinions / views. While due care has been taken to ensure that the disclosures and opinions given are fair and reasonable, none of the directors, employees, affiliates or representatives of M/s. Bonanza portfolio Ltd shall be liable. Research report may differ between M/s. Bonanza portfolio Ltd RAs and other companies on account of differences in, personal judgment and difference in time horizons for which recommendations are made. Research entity has not been engaged in market making activity for the subject company. Research analyst has not served as an officer, director or employee of the subject company. Research analyst have not received any compensation/benefits from the Subject Company or third party in connection with the research report.

M/s. Bonanza Portfolio Ltd at Bonanza House, Plot No. M-2, Cama Industrial Estate.  
Walbhat Road, Goregaon (E), Mumbai – 400063 Web site:  
<https://www.bonanzaonline.com>

SEBI Regn. No.: INZ000212137

BSE CM: INB 011110237 | BSE F&O: INF 011110237 | MSEI: INE 260637836

| CDSL: a) 120 33500 |

NSDL: a) IN 301477 | b) IN 301688 (Delhi) | PMS: INP 000000985 | AMFI: ARN -0186