

## NIFTY VS OI



## Comments

The Nifty futures open interest has increased substantially by 9.89%. The INDIA VIX increased from 19.97 to 20.2. The Nifty June future closed with a premium of 12 points against a premium of 20 points in the last trading session. The July series closed at a premium of 29 points.

## View

Indian bourses witnessed a flattish move in today's session as Nifty closed below 16600 amidst massive volatility. Selling is seen across all indices except Nifty Auto, Nifty Bank and Nifty Metal. Highest buying is seen in Nifty Metal and highest selling is seen in Nifty Media.

FII's were net sellers today, they sold to the tune of Rs. 2397 Cr whereas DII's bought net 1940 Cr worth of Indian shares. With the rise in open interest and fall in Nifty, there are indications of short buildup.

As per the F&O data, short buildup has substantially increased in, in the money calls, whereas long unwinding is seen in, out of the money puts which indicates a neutral market. 16750 and 16600 have high short built-up whereas 16400 and 16300 has high long built-up. Max pain of nifty is at 16600. Nifty pcr is at 0.94 whereas bank nifty pcr is at 0.71.

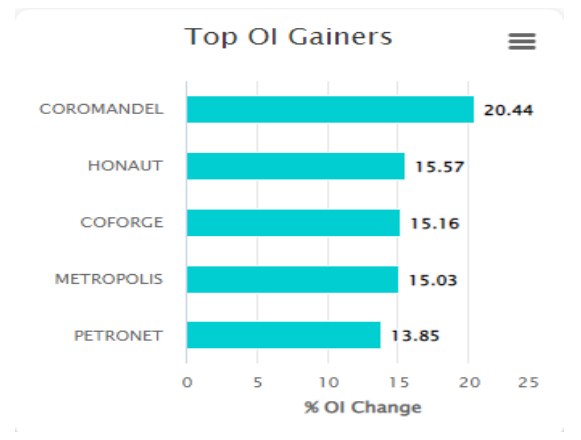
Highest OI : 17000 CE followed by 16800 CE ( Major Resistance)

Highest OI : 16500 PE followed by 16300 PE (Major Support)

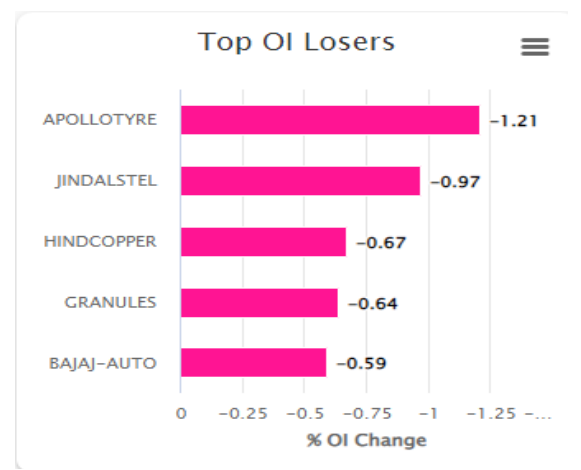
Top Long Build up: Rain, Icipruli, Balamchin, ONGC, GNFC

Top Short build up: Coforge, Deepakntr, Bergerpaint, RECLTD, Shreecem.

## OI Gainers



## OI Losers



## FII STATISTICS FOR 6/06/2022

Instrument	BUY	SELL	NET	OPEN INT	OPEN INT VALUE (in cr)	Change
INDEX FUTURES	2786.90	3204.55	-417.65	140620	11940.64	12.41%
INDEX OPTIONS	566049.2	568918.82	-2869.5	1166702	98797.12	-2.51%
STOCK FUTURES	12232.70	9959.34	2273.36	2340676	143708.46	-1.37%
STOCK OPTIONS	5632.46	5711.23	-78.77	115961	7685.53	2.92%
<b>Total</b>	<b>586701.3</b>	<b>587793.94</b>	<b>-1092.6</b>	<b>3763959.0</b>	<b>262131.75</b>	<b>-1.15%</b>

## F&O STOCKS BAN LIST

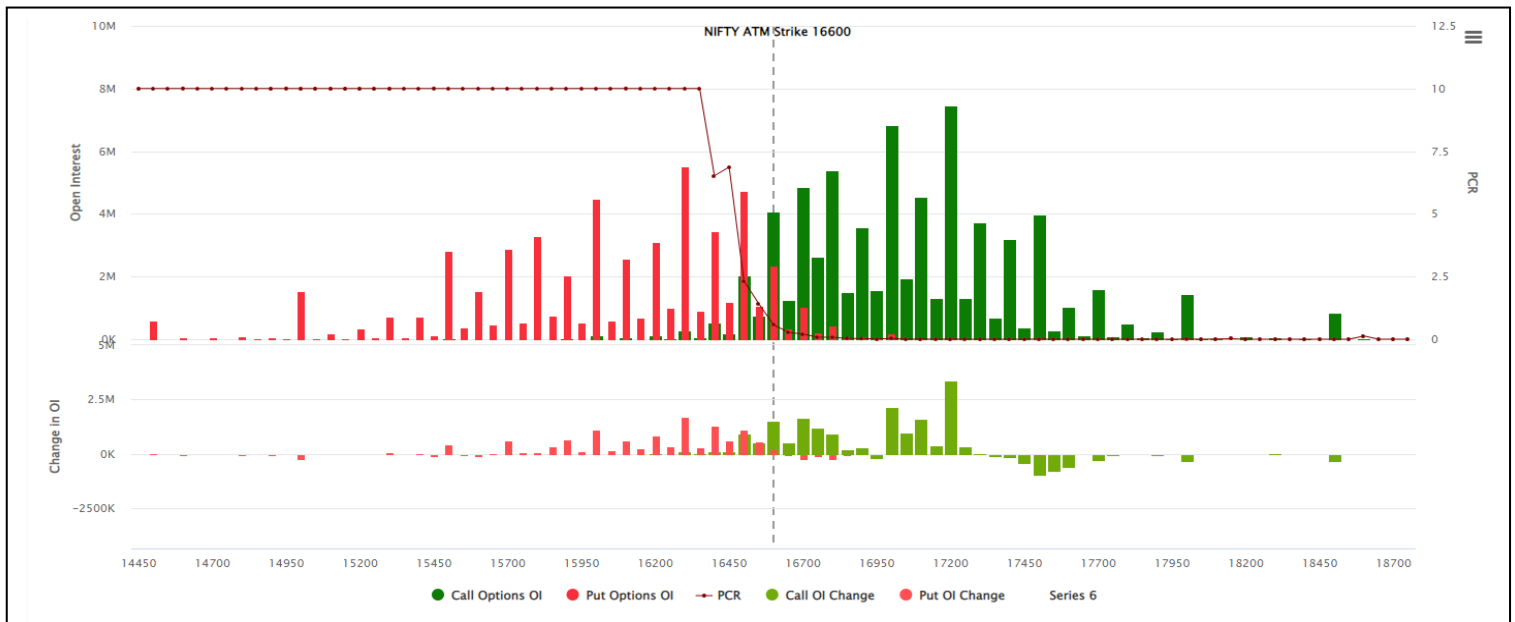
## TOP 10 FUTURES CONTRACT TRADED FOR 6/06/2022

Symbol	Exp Date	Traded Value (Rs.)	No of Contracts
RELIANCE	30-06-2022	2360.95	33981
INFY	30-06-2022	1155.59	25338
TATASTEEL	30-06-2022	841.55	19369
HDFCBANK	30-06-2022	1129.53	14851
JSWSTEEL	30-06-2022	1011.65	13010
TATAMOTORS	30-06-2022	743.56	12136
TCS	30-06-2022	610.65	11894
WIPRO	30-06-2022	436.62	11564
HINDALCO	30-06-2022	491.18	11233
SBIN	30-06-2022	719.05	10342

## TURNOVER ON 6/06/2022

Product	No. of contracts	Turnover (cr.)*	Change %
Index Futures	3,32,298	28,285.83	-19.55%
Stock Futures	7,08,399	43,008.31	-20.83%
Index Options	6,73,01,024	58,05,366.12	15.48%
Stock Options	21,11,494	1,35,193.38	-23.43%
<b>Total</b>	<b>7,04,53,215</b>	<b>60,11,853.64</b>	<b>13.58%</b>

## NIFTY PUT CALL O.I ANALYSIS



## Technical Research Analyst

Mr. Rohan Patil

### Disclosure:

Bonanza Portfolio Ltd here by declares that views expressed in this report accurately reflect view point with subject to companies/securities. Bonanza Portfolio Ltd is responsible for the preparation of this research report and has taken reasonable care to achieve and maintain independence and objectivity in making any recommendations. Bonanza Portfolio Ltd or its associates or Analyst or his relatives may or may not hold beneficial ownership of 1% or more in the subject company at the end of the month immediately preceding the date of publication of this research report. Bonanza Portfolio Ltd operates under the regulation of SEBI Regn No. INH100001666

### Disclaimer:

This research report has been published by Bonanza portfolio Ltd and is meant solely for use by the recipient and is not for circulation. This document is for information purposes only and information / opinions / views are not meant to serve as a professional investment guide for the readers. Reasonable care has been taken to ensure that information given at the time believed to be fair and correct and opinions based thereupon are reasonable, due to the nature of research it cannot be warranted or represented that it is accurate or complete and it should not be relied upon as such. If this report is inadvertently send or has reached to any individual, same may be ignored and brought to the attention of the sender. Preparation of this research report does not constitute a personal recommendation or take into account the particular investment objectives, financial situations, or needs of individual clients. Past performance is not a guide for future performance. This Report has been prepared on the basis of publicly available information, internally developed data and other sources believed by Bonanza portfolio Ltd to be reliable. This report should not be taken as the only base for any market transaction; however this data is representation of one of the support document among other market risk criterion. The market participant can have an idea of risk involved to use this information as the only source for any market related activity. The distribution of this report in definite jurisdictions may be restricted by law, and persons in whose custody this report comes, should observe, any such restrictions. The revelation of interest statements integrated in this analysis are provided exclusively to improve & enhance the transparency and should not be treated as endorsement of the views expressed in the analysis. The price and value of the investments referred to in this report and the income from them may go down as well as up. Bonanza portfolio Ltd or its directors, employees, affiliates or representatives do not assume any responsibility for, or warrant the accuracy, completeness, adequacy and reliability of such information / opinions / views. While due care has been taken to ensure that the disclosures and opinions given are fair and reasonable, none of the directors, employees, affiliates or representatives of Bonanza portfolio Ltd shall be liable. Research report may differ between Bonanza portfolio Ltd RAs and other companies on account of differences in, personal judgment and difference in time horizons for which recommendations are made. Research entity has not been engaged in market making activity for the subject company. Research analyst has not served as an officer, director or employee of the subject company. Research analyst have not receive d any compensation/benefits from the subject company or third party in connection with the research report .

**Bonanza Portfolio Ltd.** Bonanza House, Plot No. M-2, Cama Industrial Estate. Walbhat Road, Goregaon (E), Mumbai – 400063

Web site: <https://www.bonanzaonline.com>

SEBI Regn. No.: INZ000212137

BSE CM: INB 011110237 | BSE F&O: INF 011110237 | MSEI: INE 260637836 |

CDSL: a) 120 33500 |

NSDL: a) IN 301477 | b) IN 301688 (Delhi) | PMS: INP 000000985 | AMFI: ARN -0186

2018 Bonanza Portfolio Ltd