

NIFTY VS OI



Comments

The Nifty futures open interest has increased substantially by 1.556%. The INDIA VIX increased from 19.3 to 19.58. The Nifty August future closed with a premium of 24 points against a premium of 32 points in the last trading session. The September series closed at a premium of 92 points.

View

Indian bourses witnessed a sideways move in today's session as Nifty closed above 17500 amidst increased volatility. Buying is seen in Nifty Metal, Nifty Finserv, Nifty Commodities, Nifty Pharma and Nifty Auto, whereas selling is seen in Nifty Energy, Nifty CPSE, Nifty FMCG, Nifty IT, Nifty Realty, Nifty PSU Bank and Nifty PSE. Highest Buying was seen in Nifty Metal whereas highest selling was seen in Nifty IT.

FII's were net buyers today, they bought to the tune of Rs. 1061.88 Cr whereas DII's sold net Rs. 768.45 Cr worth of Indian shares. With the rise in open interest and fall in Nifty, there are indications of short buildup.

As per the F&O data, short covering has substantially increased in, out of the money calls, whereas long buildup is seen in, in the money puts which indicates a positive market. 17800 and 17600 have high short built-up whereas 17500 and 17400 has high long built-up. Max pain of nifty is at 17500. Nifty pcr is at 1.23 whereas bank nifty pcr is at 1.09.

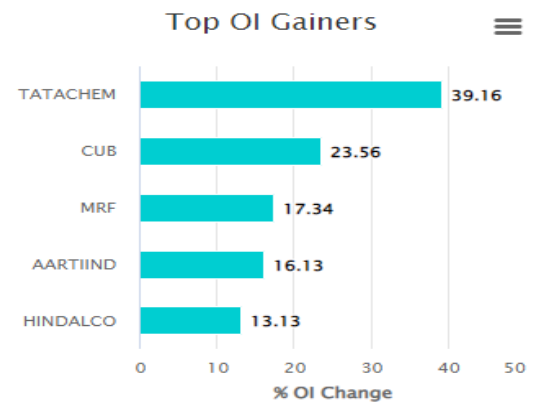
Highest OI : 18000 CE followed by 17800 CE (Major Resistance)

Highest OI : 17500 PE followed by 17400 PE (Major Support)

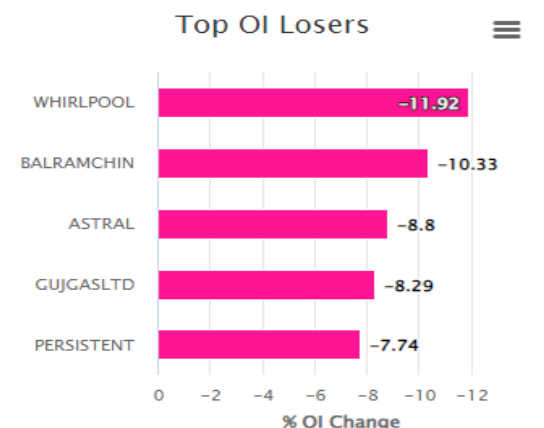
Top Long Build up: Tatachem, CUB, Hindalco, Polycab, and Coromandel.

Top Short build up: MRF, Ipcalabs, Industower, Icicipruli and Marico.

OI Gainers



OI Losers



FII STATISTICS FOR 10/08/2022

Instrument	BUY	SELL	NET	OPEN INT	OPEN INT VALUE (in cr)	Change
INDEX FUTURES	1951.76	2828.49	-876.73	148732	13507.61	-4.99%
INDEX OPTIONS	825889.24	825098.32	790.92	1284792	115746.19	0.95%
STOCK FUTURES	10395.31	10856.08	-460.77	2144035	147417.54	-0.06%
STOCK OPTIONS	7566.93	7467.06	99.87	132118	9331.35	8.49%
Total	845803.24	846249.95	-446.71	3709677.00	286002.69	0.36%

F&O STOCKS BAN LIST

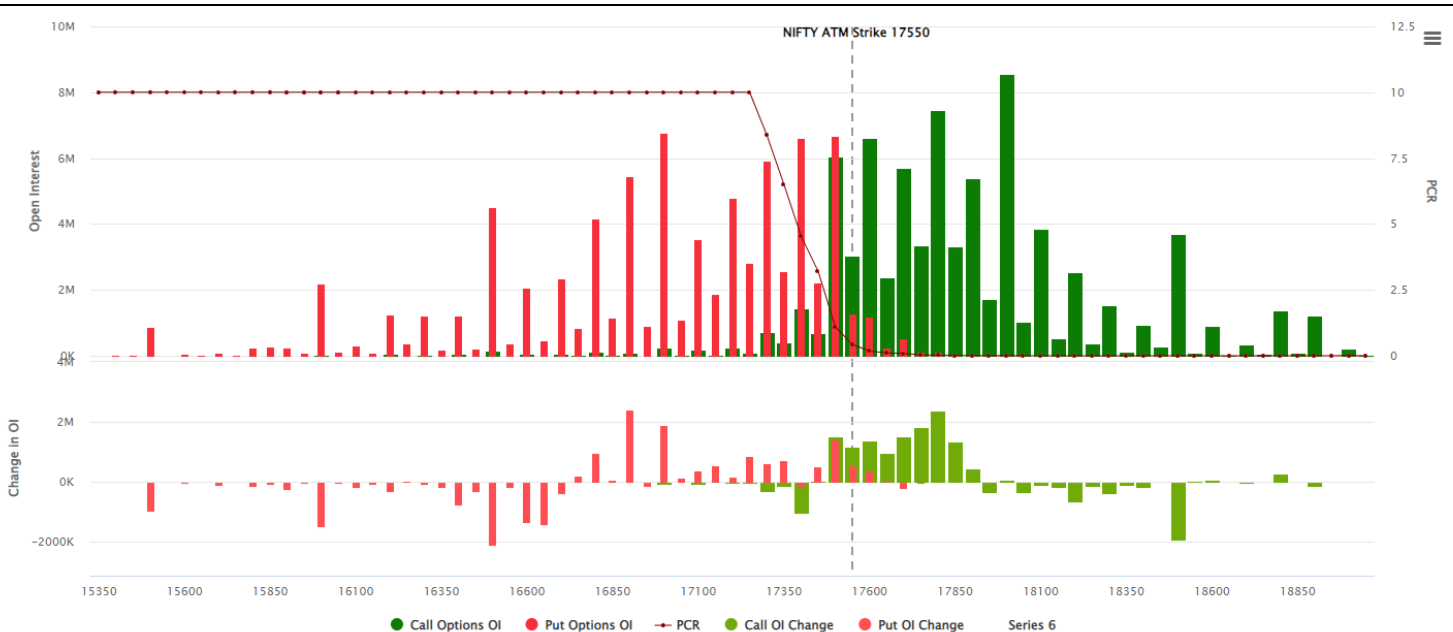
DELTACORP
BALRAMCHIN

TOP 10 FUTURES CONTRACT TRADED FOR 10/08/2022

Symbol	Exp Date	Traded Value (Rs.)	No of Contracts
HINDALCO	25-08-2022	1402.13	30335
TATACHEM	25-08-2022	2346.84	22201
HDFCBANK	25-08-2022	1729.83	21433
RELIANCE	25-08-2022	1297.36	20128
BAJFINANCE	25-08-2022	1723.10	19088
ICICIBANK	25-08-2022	2196.06	18759
BHARTIARTL	25-08-2022	1174.94	17346
INFY	25-08-2022	756.38	15714
TATASTEEL	25-08-2022	707.30	15280
TATAMOTORS	25-08-2022	1018.01	15116

TURNOVER ON 10/08/2022

Product	No. of contracts	Turnover (cr.)*	Change %
Index Futures	2,81,991	25,666.54	-13.78%
Stock Futures	8,02,655	56,403.90	7.18%
Index Options	11,61,11,420	1,06,68,407.62	25.07%
Stock Options	32,05,401	2,37,860.64	5.80%
Total	12,04,01,467	1,09,88,338.70	24.34%



Mr. Vishal Wagh.

Disclosure:

M/s. Bonanza Portfolio Ltd here by declares that views expressed in this report accurately reflect view point with subject to companies/securities. M/s. Bonanza Portfolio Ltd has taken reasonable care to achieve and maintain independence and objectivity in making any recommendations. The Analysts engaged in preparation of this Report or his/her relative: - (a) do not have any financial interests in the subject company mentioned in this Report; (b) do not own 1% or more of the equity securities of the subject company mentioned in the report as of the last day of the month preceding the publication of the research report; (c) do not have any material conflict of interest at the time of publication of the Report. The Analysts engaged in preparation of this Report:- (a) have not received any compensation from the subject company in the past twelve months; (b) have not managed or co-managed public offering of securities for the subject company in the past twelve months; (c) have not received any compensation for investment banking or merchant banking or brokerage services from the subject company in the past twelve months; (d) have not received any compensation for products or services other than investment banking or merchant banking or brokerage services from the subject company in the past twelve months; (e) has not received any compensation or other benefits from the subject company or third party in connection with the Report; (f) has not served as an officer, director or employee of the subject company; (g) is not engaged in market making activity for the subject company.

M/s. Bonanza Portfolio Ltd operates under the regulation of SEBI Regn No. INH100001666 and research analyst engaged in preparation of report.

Disclaimer:

This research report has been published by M/s. Bonanza portfolio Ltd and is meant solely for use by the recipient and is not for circulation. This document is for information purposes only and information / opinions / views are not meant to serve as a professional investment guide for the readers. Reasonable care has been taken to ensure that information given at the time believed to be fair and correct and opinions based thereupon are reasonable, due to the nature of research it cannot be warranted or represented that it is accurate or complete and it should not be relied upon as such. If this report is inadvertently send or has reached to any individual, same may be ignored and brought to the attention of the sender. Preparation of this research report does not constitute a personal recommendation or take into account the particular investment objectives, financial situations, or needs of individual clients. Past performance is not a guide for future performance. This Report has been prepared on the basis of publicly available information, internally developed data and other sources believed by Bonanza portfolio Ltd to be reliable. This report should not be taken as the only base for any market transaction; however this data is representation of one of the support document among

other market risk criterion. The market participant can have an idea of risk involved to use this information as the only source for any market related activity. The distribution of this report in definite jurisdictions may be restricted by law, and persons in whose custody this report comes, should observe, any such restrictions. The revelation of interest statements integrated in this analysis are provided exclusively to improve & enhance the transparency and should not be treated as endorsement of the views expressed in the analysis. The price and value of the investments referred to in this report and the income from them may go down as well as up. Bonanza portfolio Ltd or its directors, employees, affiliates or representatives do not assume any responsibility for, or warrant the accuracy, completeness, adequacy and reliability of such information / opinions / views. While due care has been taken to ensure that the disclosures and opinions given are fair and reasonable, none of the directors, employees, affiliates or representatives of M/s. Bonanza portfolio Ltd shall be liable. Research report may differ between M/s. Bonanza portfolio Ltd RAs and other companies on account of differences in, personal judgment and difference in time horizons for which recommendations are made. Research entity has not been engaged in market making activity for the subject company. Research analyst has not served as an officer, director or employee of the subject company. Research analyst have not received any compensation/benefits from the Subject Company or third party in connection with the research report.

M/s. Bonanza Portfolio Ltd at Bonanza House, Plot No. M-2, Cama Industrial Estate.
Walbhat Road, Goregaon (E), Mumbai – 400063 Web site:
<https://www.bonanzaonline.com>

SEBI Regn. No.: INZ000212137

BSE CM: INB 011110237 | BSE F&O: INF 011110237 | MSEI: INE 260637836

| CDSL: a) 120 33500 |

NSDL: a) IN 301477 | b) IN 301688 (Delhi) | PMS: INP 000000985 | AMFI: ARN -0186