

NIFTY VS OI



Comments

The Nifty futures open interest has decreased by 2.27%. The INDIA VIX decreased from 18.41 to 17.45. The Nifty October future closed with a premium of 16 points against a discount of 11 points in the last trading session. The November series closed at a premium of 52 points.

View

Indian bourses witnessed a positive move in today's session as Nifty closed above 17450 amidst gapup opening. Buying is seen in all indices today. Highest buying was seen in Nifty PSU Bank and Nifty Media.

FII's were net sellers today, they sold to the tune of Rs. 153.4 Cr whereas DII's bought net Rs. 2084.71 Cr worth of Indian shares. With the fall in open interest and rise in Nifty, there are indications of short buildup.

As per the F&O data, short covering has substantially increased in, out of the money calls, whereas long buildup is seen in, in the money puts which indicates a positive market. 17700 and 17500 have high short built-up whereas 17400 and 17000 has high long built-up. Max pain of nifty is at 17450. Nifty pcr is at 1.19 whereas bank nifty pcr is at 1.19.

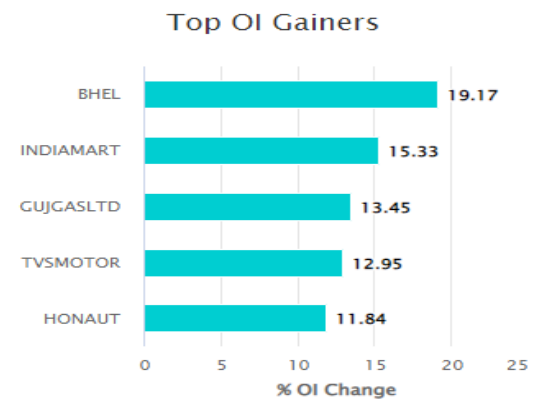
Highest OI: 18000 CE followed by 17500 CE (Major Resistance)

Highest OI: 17400 PE followed by 17000 PE (Major Support)

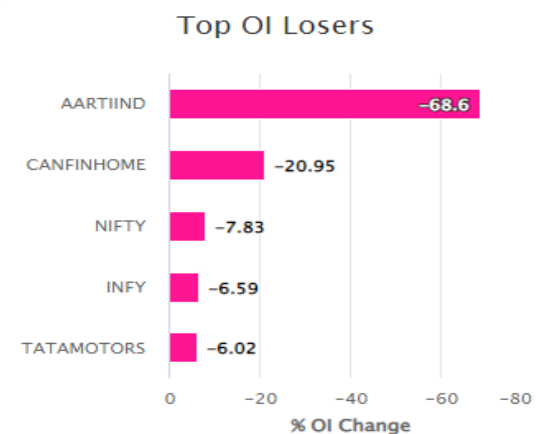
Top Long Build up: BHEL, Polycab, Canbk, Tvs motor and Honaut.

Top Short build up: Navin flor and NMDC.

OI Gainers



OI Losers



FII STATISTICS FOR 18/10/2022

Instrument	BUY	SELL	NET	OPEN INT	OPEN INT VALUE (in cr)	Change
INDEX FUTURES	5452.73	3031.28	2421.45	148637	13462.55	-10.76%
INDEX OPTIONS	752095.39	753491.89	-1396.5	1769931	161899.84	-2.12%
STOCK FUTURES	17699.41	17103.93	595.48	2147907	147095.3	0.21%
STOCK OPTIONS	10527.85	10583.37	-55.52	150310	10752.27	3.40%
Total	785775.38	784210.47	1564.91	4216785.00	333209.96	-1.10%

F&O STOCKS BAN LIST

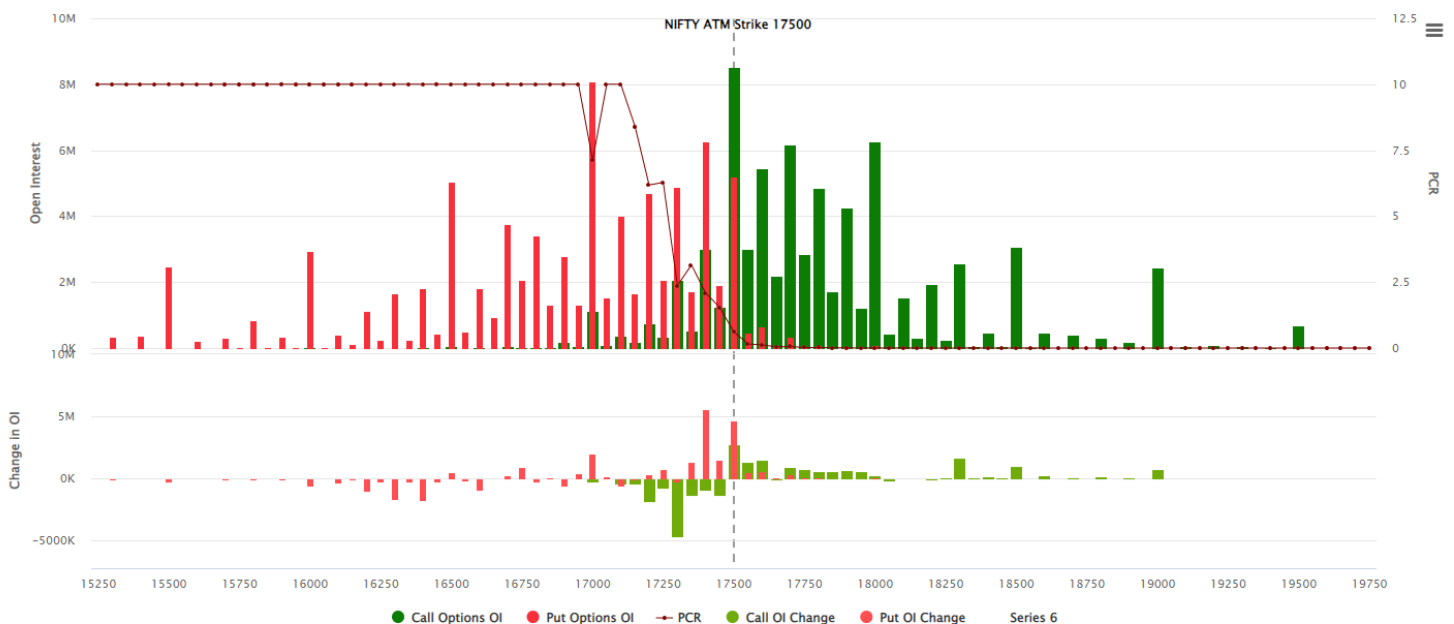
IBULHSGFIN
DELTACORP
INDIACEM

TOP 10 FUTURES CONTRACT TRADED FOR 18/10/2022

Symbol	Exp Date	Traded Value (Rs.)	No of Contracts
RELIANCE	27-10-2022	2509.06	40893
ADANI PORTS	27-10-2022	3725.77	36783
HDFCBANK	27-10-2022	2521.63	31612
ADANI PORTS	24-11-2022	2860.85	28081
ZEEL	27-10-2022	2241.90	27346
INFY	27-10-2022	1051.79	23493
SBIN	27-10-2022	1868.61	22376
ICICIBANK	27-10-2022	2404.94	19501
TCS	27-10-2022	831.53	17622
BHEL	27-10-2022	1181.59	16677

TURNOVER ON 18/10/2022

Product	No. of contracts	Turnover (cr.)*	Change %
Index Futures	3,58,282	33,233.72	-12.53%
Stock Futures	10,64,236	78,776.64	35.07%
Index Options	13,60,71,854	1,20,91,438.08	18.39%
Stock Options	34,03,086	2,57,339.84	12.82%
Total	14,08,97,458	1,24,60,788.28	18.25%



Technical Research Head

Mr. Vishal Wagh.

Disclosure:

Disclosure: M/s. Bonanza Portfolio Ltd here by declares that views expressed in this report accurately reflect view point with subject to companies/securities. M/s. Bonanza Portfolio Ltd has taken reasonable care to achieve and maintain independence and objectivity in making any recommendations. The Analysts engaged in preparation of this Report or his/her relative: - (a) do not have any financial interests in the subject company mentioned in this Report; (b) do not own 1% or more of the equity securities of the subject company mentioned in the report as of the last day of the month preceding the publication of the research report; (c) do not have any material conflict of interest at the time of publication of the Report. The Analysts engaged in preparation of this Report:- (a) have not received any compensation from the subject company in the past twelve months; (b) have not managed or co-managed public offering of securities for the subject company in the past twelve months; (c) have not received any compensation for investment banking or merchant banking or brokerage services from the subject company in the past twelve months; (d) have not received any compensation for products or services other than investment banking or merchant banking or brokerage services from the subject company in the past twelve months; (e) has not received any compensation or other benefits from the subject company or third party in connection with the Report; (f) has not served as an officer, director or employee of the subject company; (g) is not engaged in market making activity for the subject company.

M/s. Bonanza Portfolio Ltd is a registered Research Analyst under the regulation of SEBI, the year 2014. The Regn No. INH100001666 and research analyst engaged in preparing reports is qualified as per the regulation's provision.

Disclaimer: This research report has been published by M/s. Bonanza portfolio Ltd and is meant solely for use by the recipient and is not for circulation. This document is for information purposes only and information / opinions / views are not meant to serve as a professional investment guide for the readers. Reasonable care has been taken to ensure that information given at the time believed to be fair and correct and opinions based thereupon are reasonable, due to the nature of research it cannot be warranted or represented that it is accurate or complete and it should not be relied upon as such. If this report is inadvertently send or has reached to any individual, same may be ignored and brought to the attention of the sender. Preparation of this research report does not constitute a personal recommendation or take into account the particular investment objectives, financial situations, or needs of individual clients. Past performance is not a guide for future performance. This Report has been prepared on the basis of publicly available information, internally developed data and other sources believed by Bonanza portfolio Ltd to be reliable. This report should not be taken as the only base for any market transaction; however this data is representation of one of the support document among other market risk criterion. The market participant can have an idea of risk involved to use this information as the only source for any market related activity. The distribution of this report in definite jurisdictions may be restricted by law, and persons in whose custody this report comes, should observe, any such restrictions. The revelation of interest statements integrated in this analysis are provided exclusively to improve & enhance the transparency and should not be treated as endorsement of the views expressed in the

analysis. The price and value of the investments referred to in this report and the income from them may go down as well as up. Bonanza portfolio Ltd or its directors, employees, affiliates or representatives do not assume any responsibility for, or warrant the accuracy, completeness, adequacy and reliability of such information / opinions / views. While due care has been taken to ensure that the disclosures and opinions given are fair and reasonable, none of the directors, employees, affiliates or representatives of M/s. Bonanza portfolio Ltd shall be liable. Research report may differ between M/s. Bonanza portfolio Ltd RAs and other companies on account of differences in, personal judgment and difference in time horizons for which recommendations are made. Research entity has not been engaged in market making activity for the subject company. Research analyst has not served as an officer, director or employee of the subject company. Research analyst have not received any compensation/benefits from the Subject Company or third party in connection with the research report.

M/s. Bonanza Portfolio Ltd at Bonanza House, Plot No. M-2, Cama Industrial Estate. Walbhat Road, Goregaon (E), Mumbai – 400063 Web site: <https://www.bonanzaonline.com>

Research Analyst Regn No. INH100001666

SEBI Regn. No.: INZ000212137

BSE /NSE/MCX : | CASH | DERIVATIVE | CURRENCY DERIVATIVE | COMMODITY SEGMENT |

| CDSL: | 120 33500 | NSDL: | IN 301477 || PMS: INP 000000985 | AMFI: ARN -0186