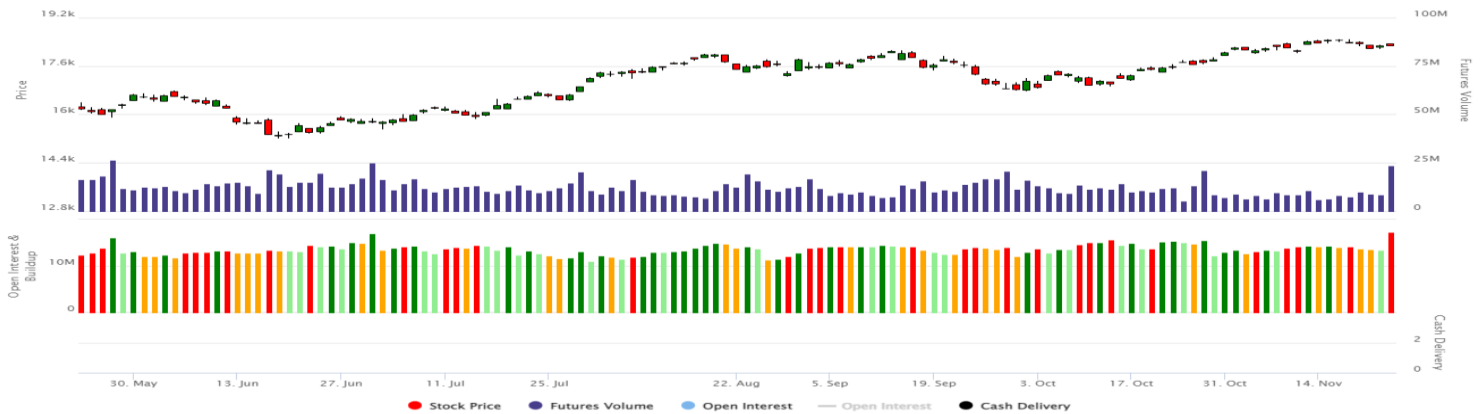


## NIFTY VS OI



## Comments

The Nifty futures open interest has increased by 28.5%. The INDIA VIX increased from 13.84 to 14.04. The Nifty November future closed with a premium of 19 points against a premium of 37 points in the last trading session. The December series closed at a premium of 129 points.

## View

Indian bourses witnessed a sideways move in today's session amidst increased volatility. Buying is seen across all indices except Nifty Metal. Highest buying is seen in Nifty PSU Bank and highest selling is seen in Nifty Metal.

FII's were net sellers today, they sold to the tune of Rs. 789.86 Cr and DII's net bought Rs. 413.75 Cr worth of Indian shares today. With the rise in open interest and fall in Nifty, there are indications of short buildup.

As per the F&O data, short covering has increased in, out of the money calls, whereas long unwinding is seen in, in the money puts which indicates a sideways market. Max pain of nifty is at 18300. Nifty pcr is at 0.92 whereas bank nifty pcr is at 1.21.

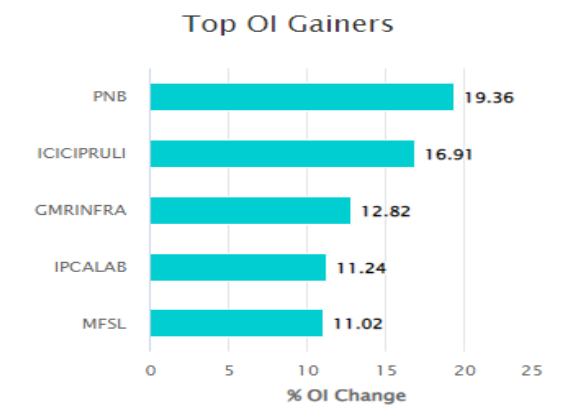
Highest OI WEEKLY: 18400 CE followed by 18300 CE (Major Resistance)

Highest OI WEEKLY: 18300 PE followed by 18000 PE (Major Support)

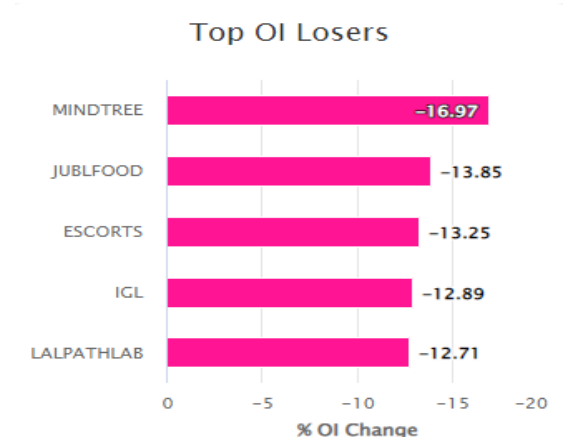
Highest OI MONTHLY: 18400 CE followed by 18300 CE (Major Resistance)

Highest OI MONTHLY: 18300 PE followed by 18000 PE (Major Support)

## OI Gainers



## OI Losers



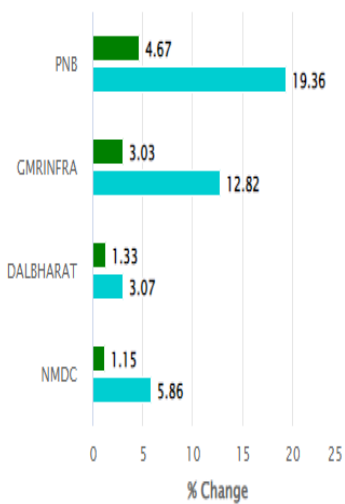
## FII STATISTICS FOR 23/11/2022

Instrument	BUY	SELL	NET	OPEN INT	OPEN INT VALUE (in cr)	Change
INDEX FUTURES	6052.67	5769.84	282.83	184211	17639.5	11.83%
INDEX OPTIONS	673127.65	660045.3	13082.35	2295739	219018.48	10.77%
STOCK FUTURES	34381.66	33183.91	1197.75	2078652	142479.2	-1.87%
STOCK OPTIONS	8702.66	8850.75	-148.09	118686	8463.6	-18.17%
<b>Total</b>	<b>722264.64</b>	<b>707849.80</b>	<b>14414.84</b>	<b>4677288.00</b>	<b>387600.78</b>	<b>3.93%</b>

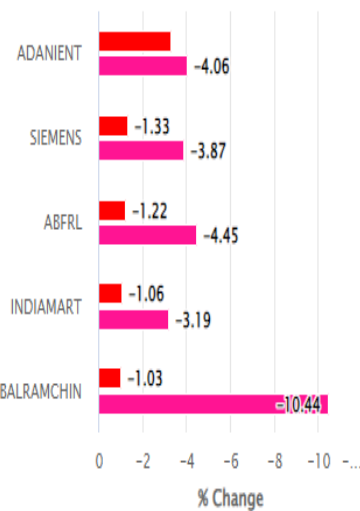
## F&O STOCKS BAN LIST

PNB

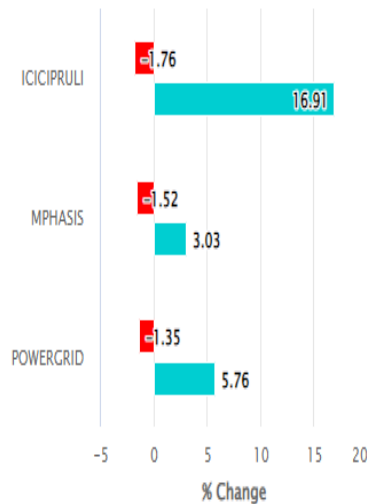
### Top Long Buildup



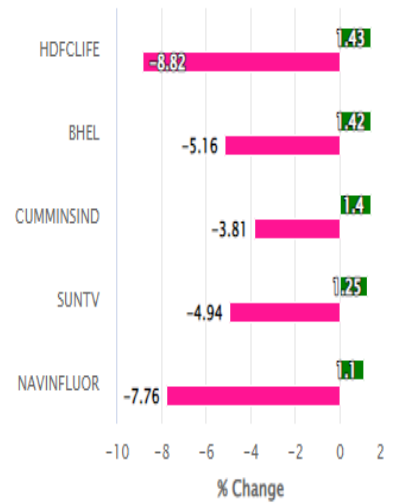
### Top Long Unwinding



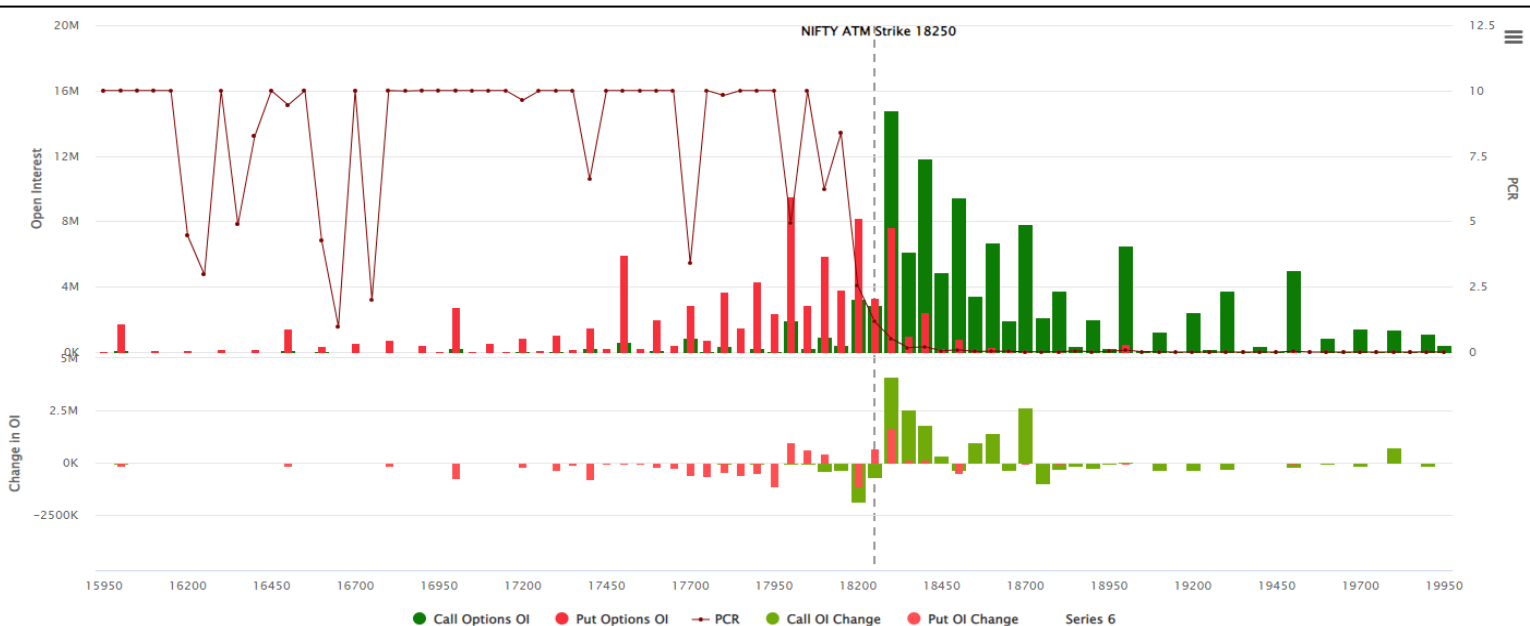
### Top Short Buildup



### Top Short Covering



## NIFTY PUT CALL O.I. ANALYSIS



**Technical Research Head**

**Technical Research Head**

**Mr. Vishal Wagh.**

**Disclosure:**

Disclosure: M/s. Bonanza Portfolio Ltd here by declares that views expressed in this report accurately reflect view point with subject to companies/securities. M/s. Bonanza Portfolio Ltd has taken reasonable care to achieve and maintain independence and objectivity in making any recommendations. The Analysts engaged in preparation of this Report or his/her relative: - (a) do not have any financial interests in the subject company mentioned in this Report; (b) do not own 1% or more of the equity securities of the subject company mentioned in the report as of the last day of the month preceding the publication of the research report; (c) do not have any material conflict of interest at the time of publication of the Report. The Analysts engaged in preparation of this Report:- (a) have not received any compensation from the subject company in the past twelve months; (b) have not managed or co-managed public offering of securities for the subject company in the past twelve months; (c) have not received any compensation for investment banking or merchant banking or brokerage services from the subject company in the past twelve months; (d) have not received any compensation for products or services other than investment banking or merchant banking or brokerage services from the subject company in the past twelve months; (e) has not received any compensation or other benefits from the subject company or third party in connection with the Report; (f) has not served as an officer, director or employee of the subject company; (g) is not engaged in market making activity for the subject company.

M/s. Bonanza Portfolio Ltd is a registered Research Analyst under the regulation of SEBI, the year 2014. The Regn No. INH100001666 and research analyst engaged in preparing reports is qualified as per the regulation's provision.

Disclaimer: This research report has been published by M/s. Bonanza portfolio Ltd and is meant solely for use by the recipient and is not for circulation. This document is for information purposes only and information / opinions / views are not meant to serve as a professional investment guide for the readers. Reasonable care has been taken to ensure that information given at the time believed to be fair and correct and opinions based thereupon are reasonable, due to the nature of research it cannot be warranted or represented that it is accurate or complete and it should not be relied upon as such. If this report is inadvertently send or has reached to any individual, same may be ignored and brought to the attention of the sender. Preparation of this research report does not constitute a personal recommendation or take into account the particular investment objectives, financial situations, or needs of individual clients. Past performance is not a guide for future performance. This Report has been prepared on the basis of publicly available information, internally developed data and other sources believed by Bonanza portfolio Ltd to be reliable. This report should not be taken as the only base for any market transaction; however this data is representation of one of the support document among other market risk criterion. The market participant can have an idea of risk involved to use this information as the only source for any market related activity. The distribution of this report in definite jurisdictions may be restricted by law, and persons in whose custody this report comes, should observe, any such restrictions. The revelation of interest statements integrated in this analysis are provided exclusively to improve &

enhance the transparency and should not be treated as endorsement of the views expressed in the analysis. The price and value of the investments referred to in this report and the income from them may go down as well as up. Bonanza portfolio Ltd or its directors, employees, affiliates or representatives do not assume any responsibility for, or warrant the accuracy, completeness, adequacy and reliability of such information / opinions / views. While due care has been taken to ensure that the disclosures and opinions given are fair and reasonable, none of the directors, employees, affiliates or representatives of M/s. Bonanza portfolio Ltd shall be liable. Research report may differ between M/s. Bonanza portfolio Ltd RAs and other companies on account of differences in, personal judgment and difference in time horizons for which recommendations are made. Research entity has not been engaged in market making activity for the subject company. Research analyst has not served as an officer, director or employee of the subject company. Research analyst have not received any compensation/benefits from the Subject Company or third party in connection with the research report.

M/s. Bonanza Portfolio Ltd at Bonanza House, Plot No. M-2, Cama Industrial Estate. Walbhat Road, Goregaon (E), Mumbai – 400063 Web site: <https://www.bonanzaonline.com>

Research Analyst Regn No. INH100001666

SEBI Regn. No.: INZ000212137

BSE /NSE/MCX : | CASH | DERIVATIVE | CURRENCY DERIVATIVE | COMMODITY SEGMENT |

| CDSL: | 120 33500 | NSDL: | IN 301477 || PMS: INP 000000985 | AMFI: ARN -0186