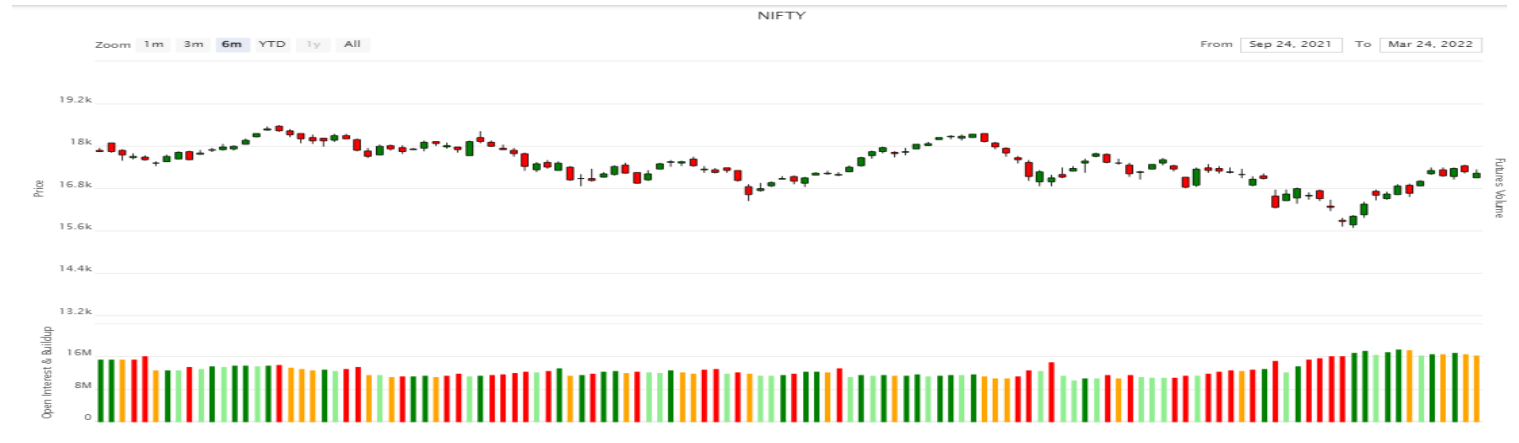


NIFTY VS OI



Comments

The Nifty futures open interest has decreased by 1.43 % as market closed at 17,222 spot levels. The March series is currently trading at a premium of 20 points. INDIA VIX decreased slightly from 24.07 to 23.93 At the same time, the PCR-OI of Nifty is at 0.93 (31st mar expiry)

View

Indian bourses started off with a gap-down opening amid highly volatile weekly Expiry as Nifty closed below 17,250. The mood of the markets turned as concerns over the country's bilateral trade emerging due to the ongoing Russia-Ukraine war which could lead to some kind of disruption in trade.

FII's were net sellers in the cash market segment to the tune of Rs.1741 crores. In Index futures they sold worth Rs.858 crores with a fall in open interest along with fall in price in yesterday's session indicating longs have unwinded their position.

In the options front, we have observed addition of open interest near 18000 CE & 17200 CE. Similarly, we have seen open interest addition of 17200 PE & 16800 PE.(31st mar expiry)

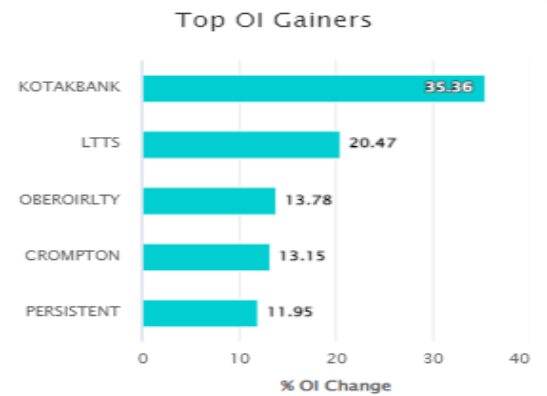
Highest OI : 18000 CE followed by 18000 CE (Major Resistance)

Highest OI : 16500 PE followed by 16000 PE (Major Support)

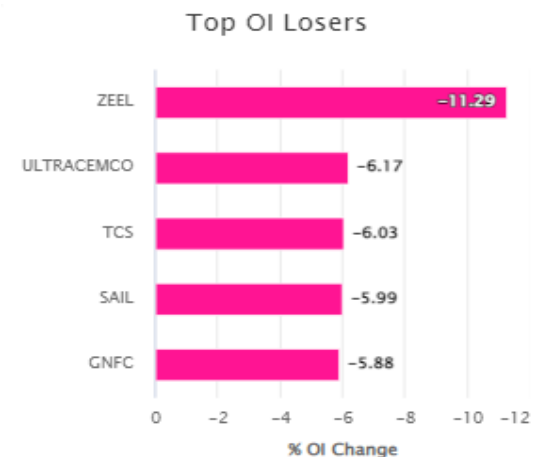
Top Long Build up: IDFC, Dr Reddy, APL Ltd, Persistent, Bsoft

Top Short build up: L&TFH, HindPetro, MFSL, Kotak bank, Syngene

OI Gainers



OI Losers



FII STATISTICS FOR 24/03/2022

Instrument	BUY	SELL	NET	OPEN INT	OPEN INT VALUE (in cr)	Change
INDEX FUTURES	5015.89	5874.76	-858.87	236121	20583.26	1.39%
INDEX OPTIONS	1473754.1	1467900.89	5853.24	1554754	134795.58	16.46%
STOCK FUTURES	15557.77	16748.64	-1190.87	2073080	142703.51	2.06%
STOCK OPTIONS	26761.86	27013.51	-251.65	327155	23360.15	1.45%
Total	1521089.65	1517537.80	3551.85	4191110.00	321442.50	-5.77%

F&O STOCKS BAN LIST

- BALRAMCHINI
- DELTACORP
- IDEA
- IBULHSGFIN
- SAIL
- SUNTV
- L&TFH

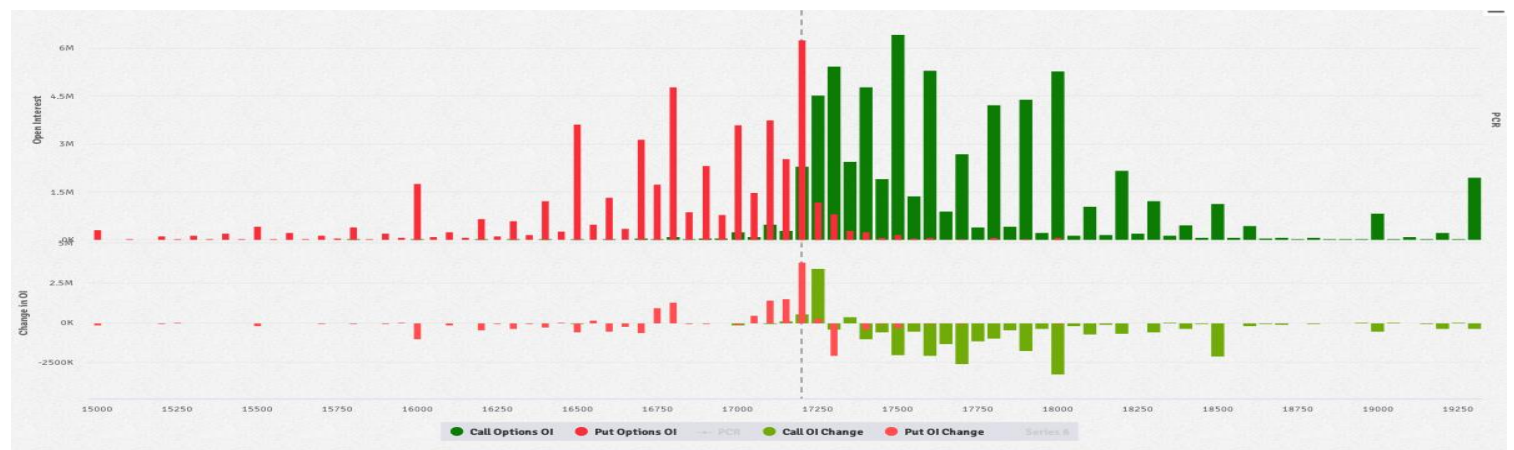
TOP 10 FUTURES CONTRACT TRADED FOR 24/03/2022

Symbol	Exp Date	Traded Value (Rs.)	No of Contracts
KOTAKBANK	31/03/2022	2854.03	41488
RELIANCE	31/03/2022	2099.43	32756
ZEEL	31/03/2022	2457.66	27482
HDFCBANK	31/03/2022	2009.12	25176
TATASTEEL	31/03/2022	1398.21	24369
ICICIBANK	31/03/2022	2038.07	20950
TCS	31/03/2022	1042.24	18558
ADANI PORTS	31/03/2022	1581.98	17142
INFY	31/03/2022	875.74	15468
ADANI PORTS	31/03/2022	1372.42	14811

TURNOVER ON 24/03/2022

Product	No. of contracts	Turnover (cr.)*	Change %
Index Futures	4,82,351	42,411.43	-4.00%
Stock Futures	10,19,511	74,498.05	-2.45%
Index Options	21,11,03,574	1,86,52,072.40	86.60%
Stock Options	35,55,822	2,66,867.73	-6.49%
Total	21,61,61,258	1,90,35,849.61	83.01%

NIFTY PUT CALL O.I ANALYSIS



Technical Research Analyst

Mr. Harsh Parekh

Disclosure:

Bonanza Portfolio Ltd here by declares that views expressed in this report accurately reflect view point with subject to companies/securities. Bonanza Portfolio Ltd is responsible for the preparation of this research report and has taken reasonable care to achieve and maintain independence and objectivity in making any recommendations. Bonanza Portfolio Ltd or its associates or Analyst or his relatives may or may not hold beneficial ownership of 1% or more in the subject company at the end of the month immediately preceding the date of publication of this research report. Bonanza Portfolio Ltd operates under the regulation of SEBI Regn No. INH100001666

Disclaimer:

This research report has been published by Bonanza portfolio Ltd and is meant solely for use by the recipient and is not for circulation. This document is for information purposes only and information / opinions / views are not meant to serve as a professional investment guide for the readers. Reasonable care has been taken to ensure that information given at the time believed to be fair and correct and opinions based thereupon are reasonable, due to the nature of research it cannot be warranted or represented that it is accurate or complete and it should not be relied upon as such. If this report is inadvertently send or has reached to any individual, same may be ignored and brought to the attention of the sender. Preparation of this research report does not constitute a personal recommendation or take into account the particular investment objectives, financial situations, or needs of individual clients. Past performance is not a guide for future performance. This Report has been prepared on the basis of publicly available information, internally developed data and other sources believed by Bonanza portfolio Ltd to be reliable. This report should not be taken as the only base for any market transaction; however this data is representation of one of the support document among other market risk criterion. The market participant can have an idea of risk involved to use this information as the only source for any market related activity. The distribution of this report in definite jurisdictions may be restricted by law, and persons in whose custody this report comes, should observe, any such restrictions. The revelation of interest statements integrated in this analysis are provided exclusively to improve & enhance the transparency and should not be treated as endorsement of the views expressed in the analysis. The price and value of the investments referred to in this report and the income from them may go down as well as up. Bonanza portfolio Ltd or its directors, employees, affiliates or representatives do not assume any responsibility for, or warrant the accuracy, completeness, adequacy and reliability of such information / opinions / views. While due care has been taken to ensure that the disclosures and opinions given are fair and reasonable, none of the directors, employees, affiliates or representatives of Bonanza portfolio Ltd shall be liable. Research report may differ between Bonanza portfolio Ltd RAs and other companies on account of differences in, personal judgment and difference in time horizons for which recommendations are made. Research entity has not been engaged in market making activity for the subject company. Research analyst has not served as an officer, director or employee of the subject company. Research analyst have not receive d any compensation/benefits from the subject company or third party in connection with the research report .

Bonanza Portfolio Ltd. Bonanza House, Plot No. M-2, Cama Industrial Estate. Walbhat Road, Goregaon (E), Mumbai – 400063

Web site: <https://www.bonanzaonline.com>

SEBI Regn. No.: INZ000212137

BSE CM: INB 011110237 | BSE F&O: INF 011110237 | MSEI: INE 260637836 |

CDSL: a) 120 33500 |

NSDL: a) IN 301477 | b) IN 301688 (Delhi) | PMS: INP 000000985 | AMFI: ARN -0186

2018 Bonanza Portfolio Ltd