



LTP	21982.80
R1	22250
R2	22350
S1	21850
S2	21710









LTP	46277
R1	46500
R2	46750
S1	46180
S2	45750

- Recent trading session saw market volatility, index closing nearly unchanged. Index nears 21-day EMA, a reliable historical support. RSI signals neutral to positive momentum above midpoint. Analysis suggests significant resistance at upper band, potential support at 21-day EMA, and ongoing neutral to positive momentum.

- Yesterday, Bank Nifty index showed volatility with a green candle, indicating bulls' attempt to regain control. Despite reclaiming support at 46000, it trades below key EMAs, suggesting mixed sentiment. RSI hovers near midpoint, signaling range-bound momentum in Bank Nifty.

Global Market:

 Dow Jones Futures (29 Feb) <small>Derived</small>	38,828.07	-120.95	-0.31
 S&P 500 (29 Feb) <small>Derived</small>	5,066.29	-11.89	-0.23
 Nasdaq (29 Feb) <small>Derived</small>	15,938.55	-96.75	-0.60
 FTSE (29 Feb)	7,630.02	5.04	0.07
 CAC (29 Feb)	7,927.43	-26.96	-0.34
 DAX (29 Feb)	17,678.19	76.97	0.44

Sentiment Gauge



FII - DII Activities:

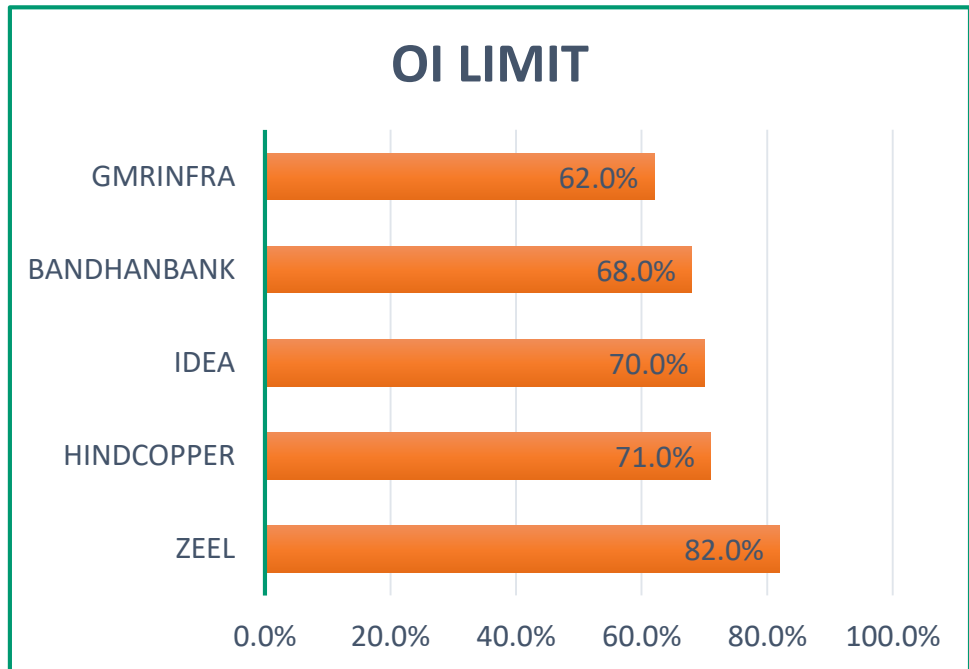
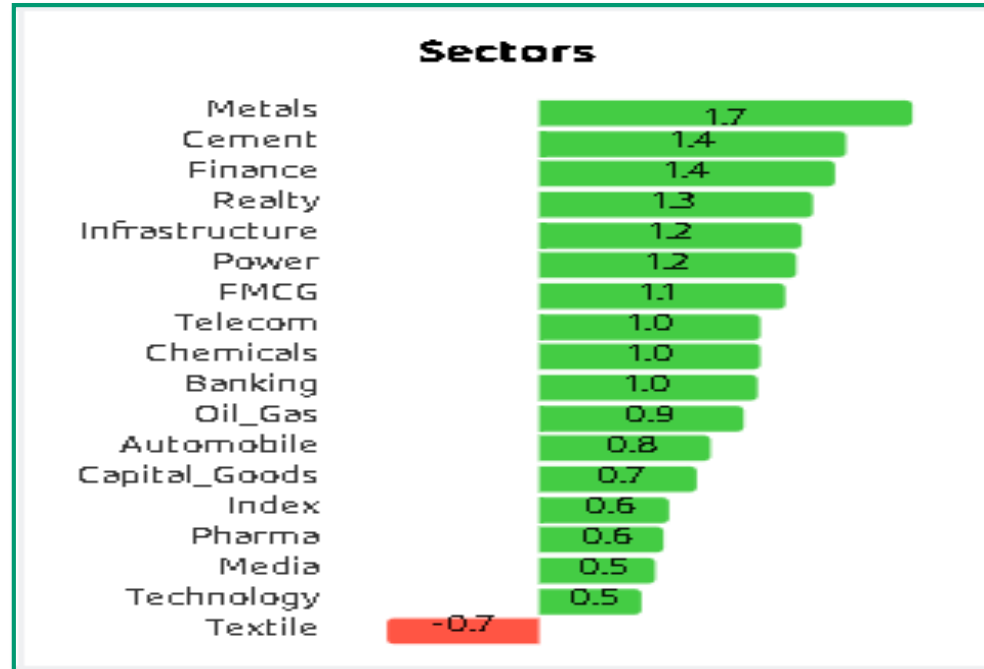
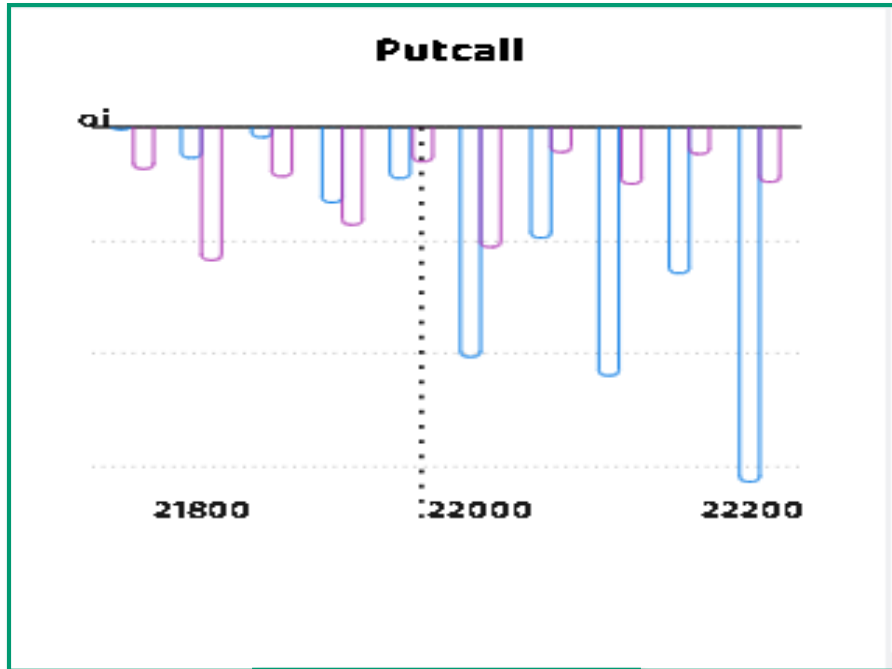
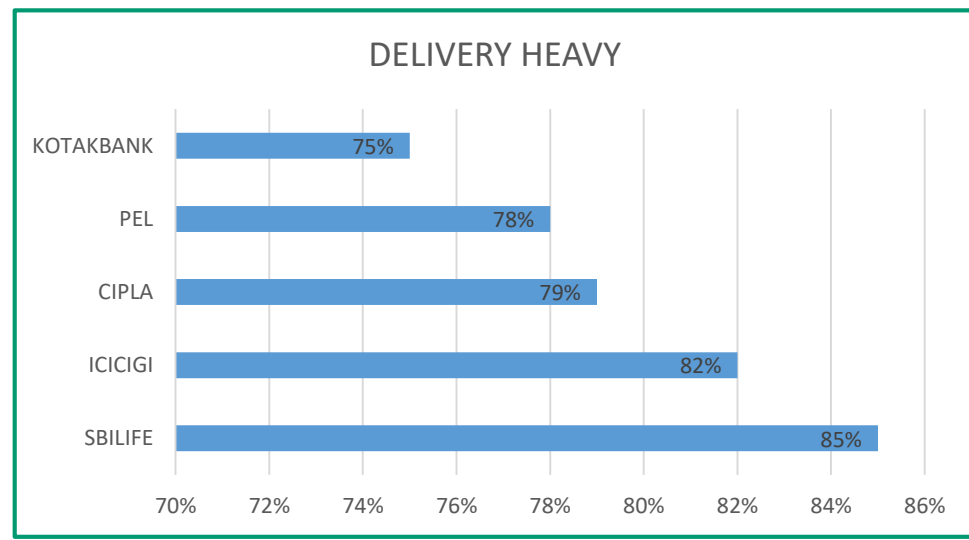
Activity	FII (Cr)	DII (Cr)
Cash	3568.11	-230.21
Future	-896.04	-
Option	-334.71	-

Morning Note



Price Up	Price Down
BERGEPAIN +12.4%	APOLLOHOSP -4.8%
HINDCOPPER +5.2%	ABFRL -3.5%
MUTHOOTFIN +3.7%	HDFCAMC -2.7%
SHRIRAMFIN +3.4%	LTIM -2.2%
RECLTD +3.2%	EICHERMOT -1.9%

Oi Up	Oi Down
APOLLOHOSP +23.7%	DELTACORP -100.0%
ZEEL +22.3%	SAIL -44.2%
BERGEPAIN +16.7%	SUNPHARMA -29.3%
HINDCOPPER +6.8%	MOTHERSON -22.8%
MIDCPNIFTY +6.7%	BANKNIFTY -21.3%



Advance	Decline	A/D Ratio
151	34	4.41

Rollover

Nifty : 21982.80

Future Contract	28-Dec-23	25-Jan-24	29-Feb-24	3M Avg
Near	3557950	2964250	3670800	10193000
Next	12880050	12221400	13081300	38182750
Far	950200	651900	987650	2589750
Rollover %	79.54%	81.28%	79.31%	80.0%
3M Avg Industry Norm				SC

BNF : 46120.90

Future Contract	28-Dec-23	25-Jan-24	25-Jan-24
Near	536100	1098090	892050
Next	2088645	3526710	2440710
Far	167910	159465	129960
Rollover %	80.8%	77.0%	74.2%
3M Avg Industry Norm			

Economic Calendar

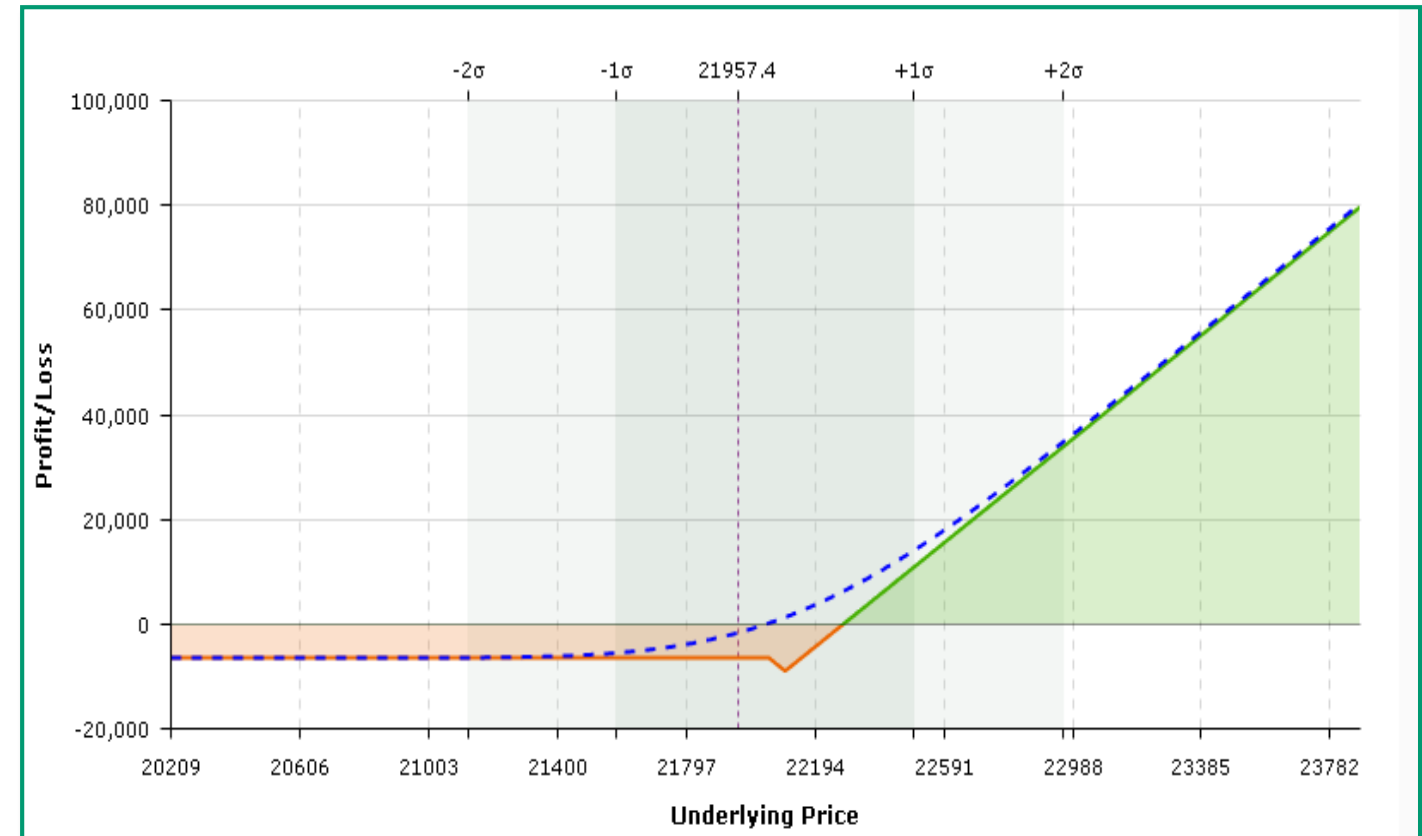
Time	Event	Expected	Previous
14:25:00	EUR- German Manufacturing PMI (Feb)	42.3	45.5
15:00:00	GBP- Manufacturing PMI (Feb)	47.1	47
15:30:00	EUR- CPI (YoY) (Feb)	2.5%	2.8%
20:15:00	USD- Manufacturing PMI (Feb)	51.5	50.7

Call of the day (Cash)



BUY :Kotak Bank: Above : 1692 SL : 1685 TP : 1705
 Rational: Buyers has shown interest in buying the stock at lower rate. The current market price has acted has demand zone previously.

Call of the day (Option)



Bullish
Expiry 07th March 24
Nifty (Call Back Spread) : Sell 1* 22050 CE, Buy 2* 22100 CE
 Break even : 22280
 SL: 21850
 Approx. Risk Per Set : **3000**
 Approx. Reward Per Set : **7000**

Nifty 50 Snapshot

Script	LTP	CHNG	%CHNG	R1	R2	S1	S2
NIFTY 50	21,982.80	31.65	0.14	22,107	22,230	21,859	21,735
ADANIENT	3,299.90	80.9	2.51	3,368	3,436	3,232	3,163
ADANIPTS	1,328.00	28.5	2.19	1,353	1,377	1,303	1,279
INDUSINDBK	1,479.90	30.7	2.12	1,509	1,538	1,451	1,422
TATACONSUM	1,192.00	24.05	2.06	1,222	1,253	1,162	1,131
BRITANNIA	4,980.00	92.2	1.89	5,074	5,169	4,886	4,791
M&M	1,932.00	30.35	1.6	1,972	2,011	1,892	1,853
POWERGRID	283.75	4.2	1.5	290	297	277	271
ASIANPAINT	2,834.70	40.35	1.44	2,876	2,917	2,794	2,753
SBIN	753	10.5	1.41	763	774	743	732
MARUTI	11,300.00	147.2	1.32	11,453	11,607	11,147	10,993
HCLTECH	1,673.00	21.1	1.28	1,700	1,728	1,646	1,618
TITAN	3,640.00	45.3	1.26	3,687	3,734	3,593	3,546
NESTLEIND	2,599.00	28.1	1.09	2,636	2,672	2,562	2,526
COALINDIA	438.9	4.7	1.08	450	461	428	417
SBILIFE	1,555.75	15.55	1.01	1,582	1,608	1,530	1,504
ULTRACEMCO	9,891.00	86.05	0.88	10,034	10,176	9,748	9,606
GRASIM	2,205.00	19	0.87	2,235	2,264	2,175	2,146
HEROMOTOCO	4,412.10	37.05	0.85	4,479	4,547	4,345	4,277
ICICIBANK	1,054.95	8.75	0.84	1,069	1,084	1,041	1,026
KOTAKBANK	1,697.00	13.4	0.8	1,718	1,740	1,676	1,654
NTPC	335.55	2.25	0.68	339	342	332	329
RELIANCE	2,930.75	19.5	0.67	2,965	2,999	2,897	2,863
WIPRO	521	3.3	0.64	528	535	514	507
TATASTEEL	141.6	0.85	0.6	143	145	140	139

01st March 24

Morning Note



Script	LTP	CHNG	%CHNG	R1	R2	S1	S2
BAJAJFINSV	1,593.85	9.35	0.59	1,615	1,637	1,572	1,551
HDFCLIFE	584	3.4	0.59	590	597	578	571
JSWSTEEL	803.2	4.6	0.58	813	823	793	783
HINDALCO	506.5	2.1	0.42	512	518	501	495
LT	3,481.00	10.8	0.31	3,520	3,559	3,442	3,403
BAJFINANCE	6,511.75	13.05	0.2	6,625	6,738	6,399	6,285
INFY	1,674.00	2.75	0.16	1,692	1,710	1,656	1,638
SUNPHARMA	1,575.60	1.75	0.11	1,595	1,614	1,556	1,537
AXISBANK	1,073.65	-0.55	-0.05	1,091	1,108	1,057	1,040
ONGC	265.6	-0.15	-0.06	269	272	262	259
HDFCBANK	1,407.80	-1.6	-0.11	1,417	1,426	1,398	1,389
TCS	4,113.00	-5.95	-0.14	4,160	4,207	4,066	4,019
CIPLA	1,474.85	-2.15	-0.15	1,499	1,523	1,451	1,427
DRREDDY	6,409.00	-19.05	-0.3	6,486	6,563	6,332	6,255
BPCL	607.4	-1.9	-0.31	619	631	596	584
TATAMOTORS	954.8	-3.25	-0.34	967	979	943	931
ITC	406.9	-1.4	-0.34	411	415	403	399
BHARTIARTL	1,122.80	-5.95	-0.53	1,148	1,173	1,098	1,073
TECHM	1,278.90	-6.95	-0.54	1,294	1,309	1,264	1,249
HINDUNILVR	2,404.95	-16.6	-0.69	2,426	2,448	2,384	2,362
DIVISLAB	3,490.90	-27.45	-0.78	3,533	3,576	3,449	3,406
UPL	471.95	-3.95	-0.83	478	484	466	460
EICHERMOT	3,800.00	-63.75	-1.65	3,886	3,972	3,714	3,628
LTIM	5,320.00	-89.95	-1.66	5,434	5,547	5,206	5,093
BAJAJ-AUTO	7,926.45	-262.2	-3.2	8,132	8,337	7,721	7,516
APOLLOHOSP	6,120.00	-242.35	-3.81	6,361	6,603	5,879	5,637

Kunal N Kamble
Sr.Technical Research Analyst

Disclosure:

Bonanza Portfolio Ltd here by declares that views expressed in this report accurately reflect view point with subject to companies/securities. Bonanza Portfolio Ltd is responsible for the preparation of this research report and has taken reasonable care to achieve and maintain independence and objectivity in making any recommendations. Bonanza Portfolio Ltd or its associates or Analyst or his relatives may or may not hold beneficial ownership of 1% or more in the subject company at the end of the month immediately preceding the date of publication of this research report.

Bonanza Portfolio Ltd operates under the regulation of SEBI RegnNo.INH100001666

Disclaimer:

This research report has been published by Bonanza portfolio Ltd and is meant solely for use by the recipient and is not for circulation. This document is for information purposes only and information / opinions/ views are not meant to serve as a professional investment guide for the readers. Reasonable care has been taken to ensure that information given at the time believed to be fair and correct and opinions based thereupon are reasonable, due to the nature of research it cannot be warranted or represented that it is accurate or complete and it should not be relied upon as such. If this report is inadvertently send or has reached to any individual, same may be ignored and brought to the attention of the sender. Preparation of this research report does not constitute a personal recommendation or take into account the particular investment objectives, financials situations, and or needs of individual clients. Past performance is not a guide for future performance. This Report has been prepared on the basis of publicly available information, internally developed data and other sources believed by Bonanza portfolio Ltd to be reliable. This report should not be taken as the only base for any market transaction; however this data is representation of one of the support document among other market risk criterion. The market participant can have an idea of risk involved to use this information as the only source for any market related activity. The distribution of this report in definite jurisdictions may be restricted by law, and persons in whose custody this report comes, should observe, any such restrictions. The revelation of interest statements integrated in this analysis are provided exclusively to improve & enhance the transparency and should not be treated as endorsement of the views expressed in the analysis. The price and value of the investments referred to in this report and the income from them may go down as well as up. Bonanza portfolio Ltd or its directors, employees, affiliates or representatives do not assume any responsibility for, or war rant the accuracy, completeness, adequacy and reliability of such information / opinions / views. While due care has been taken to ensure that the disclosures and opinions given are fair and reasonable, none of the directors, employees, affiliates or representatives of Bonanza portfolio Ltd shall be liable. Research report may differ between Bonanza portfolio Ltd RAs and other companies on account of differences in, personal judgment and difference in time horizons for which recommendations are made. Research entity has not been engaged in market making activity for the subject company. Research analyst has not served as an officer, director or employee of the subject company. Research analyst have not received any compensation/benefits from the Subject Company or third party in connection with the research report

Bonanza Portfolio Ltd .Bonanza House, PlotNo.M-2, Cama Industrial Estate. Walbhat Road ,Goregaon(E),Mumbai–400063Website:<https://www.bonanzaonline.com>

SEBIRegn.No.:INZ000212137

BSECM:INB011110237 | BSEF&O:INF011110237 | MSEI: INE260637836

|CDSL:a)12033500|

NSDL:a)IN301477 | b)IN301688(Delhi) | PMS:INP000000985 | AMFI:ARN-0186